




MINILED MANDALA (CEILING RECESSED)

The MINILED MANDALA is a recessed ceiling LED light that combines elegant Italian design with high-efficiency illumination, featuring a decorative mandala-inspired CRISTALY® surface that adds artistic character to any interior. Using advanced MINILED technology, it delivers soft, beautiful light with excellent color rendering and low energy consumption. Its slim recessed profile and paintable finish allow seamless integration into modern ceilings while maintaining refined visual appeal. Ideal for living areas, galleries, or hospitality spaces, this fixture transforms functional lighting into a striking design element



		<p>MATERIAL: CRISTALY®</p> <p>LIGHTING: LED</p> <p>VOLTAGE: 110-277V</p> <p>FINISHING: White / Paintable</p> <p>DRIVER POSITION: Remote</p> <p>IP RATING: IP20</p> <p>APPLIANCE CLASS: III</p> <p>DRIVER POSITION: Remote</p> <p>WEIGHT: 10.14 lb</p>
<p>PROJECT</p>		
<p>SPEC TYPE</p>		
<p>NOTES</p>		



WE WELCOME ALL CUSTOM ORDERS

Due to the dynamic nature of lighting products and the associated technologies, luminaire data on all specification sheets is subject to change at the discretion of Gordon Bullard LLC and associated companies.

©2026 All Rights Reserved

WWW.BYIBA.COM



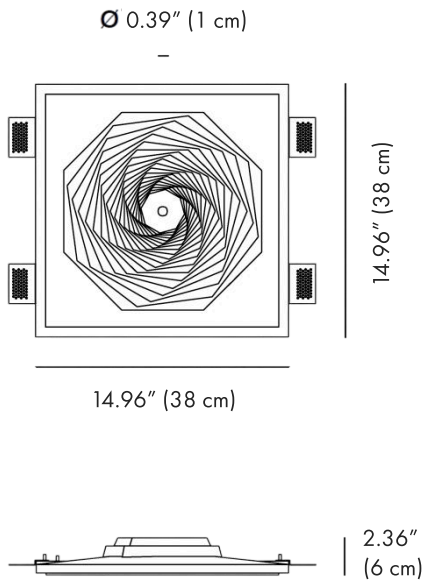
Contact Us:

sales@gordonbullard.com

www.byiba.com

1 877-964-4646

Updated 03/24/2026



HOW TO ORDER:

BY-5515R-9010
-L1-B20-K27-
DIM

Example:
CODE: BY-5515R-9010-L1-B20-K27-DIM

1 DIMENSIONS:

Height - H: 14.96" (38 cm) Depth - P: 2.36" (6 cm)
Length - L: 14.96" (38 cm) Diameter - Ø: 0.39"(1 cm)

2 LIGHT SOURCE:

- L1 LED / 4W / 110-277V / CRI 90
- L2 LED / 6W / 110-277V / CRI 90
- L3 LED / 8.5W / 110-277V / CRI 90
- L4 LED / 11W / 110-277V / CRI 90

3 BEAM ANGLE :

- B20 20°
- Cus Custom on request

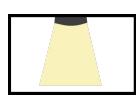
4 CCT&LUMENS:

- K27 2700K = 450 lm } FOR L1 MODEL
- K30 3000K = 480 lm }
- K40 4000K = 510 lm }
- KK27 2700K = 630 lm } FOR L2 MODEL
- KK30 3000K = 660 lm }
- KK40 4000K = 690 lm }
- KKK27 2700K = 820 lm } FOR L3 MODEL
- KKK30 3000K = 850 lm }
- KKK40 4000K = 880 lm }
- KKKK27 2700K = 1020 lm } FOR L4 MODEL
- KKKK30 3000K = 1050 lm }
- KKKK40 4000K = 1080 lm }

PROJECT

SPEC TYPE

NOTES



5 DIMMING OPTIONS:

- DIM 0-10V
- DALI DALI
- LT Lutron
- CS Casambi
- WF WI-FI
- NON Non-Dimmable



WE WELCOME ALL CUSTOM ORDERS

Due to the dynamic nature of lighting products and the associated technologies, luminaire data on all specification sheets is subject to change at the discretion of Gordon Bullard LLC and associated companies.