


MINILED ASTRA (CEILING RECESSED)

The MINILED ASTRA is a recessed ceiling light that blends sophisticated Italian design with efficient LED performance, featuring a sleek radial pattern that adds visual depth and refined style to any interior. Crafted with high-quality technology, it delivers smooth, energy-efficient illumination with excellent color rendering for comfortable and dynamic lighting. Its paintable CRISTALY® finish and recessed profile allow for seamless integration into modern ceilings while maintaining elegant aesthetic appeal. Ideal for residential and commercial spaces alike, this fixture elevates everyday lighting into a purposeful design statement.



| | | |
|-----------|---|---|
| |  | <p>MATERIAL: CRISTALY®</p> <p>LIGHTING: LED</p> <p>VOLTAGE: 110-277V</p> <p>FINISHING: White / Paintable</p> <p>DRIVER POSITION: Remote</p> <p>IP RATING: IP20</p> <p>APPLIANCE CLASS: III</p> <p>DRIVER POSITION: Remote</p> <p>WEIGHT: 7.05 lb</p> |
| PROJECT | | |
| SPEC TYPE | | |
| NOTES | | |

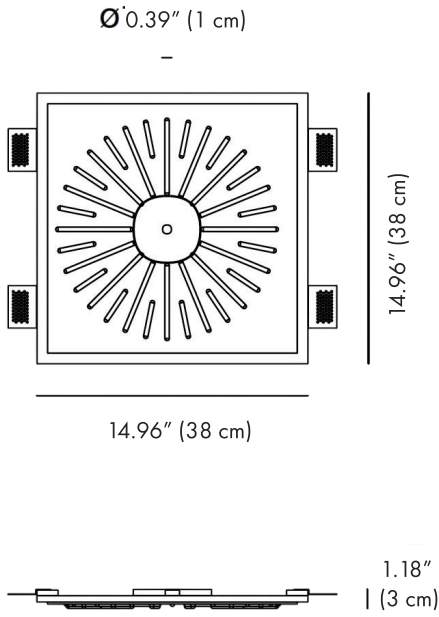


WE WELCOME ALL CUSTOM ORDERS

Due to the dynamic nature of lighting products and the associated technologies, luminaire data on all specification sheets is subject to change at the discretion of Gordon Bullard LLC and associated companies.



Contact Us:
sales@gordonbullard.com
www.byiba.com
1 877-964-4646



HOW TO ORDER:

Example:
CODE: BY-5513R-9010-L1-B20-K27-DIM

BY-5513R-9010
-L1-B20-K27-
DIM

1 DIMENSIONS:

Height - H: 14.96" (38 cm) Depth - P: 1.18" (3 cm)
Length - L: 14.96" (38 cm) Diameter - Ø: 0.39"(1 cm)

2 LIGHT SOURCE:

- L1 LED / 4W / 110-277V / CRI 90
- L2 LED / 6W / 110-277V / CRI 90
- L3 LED / 8.5W / 110-277V / CRI 90
- L4 LED / 11W / 110-277V / CRI 90

3 BEAM ANGLE :

- B20 20°
- Cus Custom on request

4 CCT&LUMENS:

- | | | |
|---------|-----------------|----------------|
| -K27 | 2700K = 450 lm | } FOR L1 MODEL |
| -K30 | 3000K = 480 lm | |
| -K40 | 4000K = 510 lm | |
| -KK27 | 2700K = 630 lm | } FOR L2 MODEL |
| -KK30 | 3000K = 660 lm | |
| -KK40 | 4000K = 690 lm | |
| -KKK27 | 2700K = 820 lm | } FOR L3 MODEL |
| -KKK30 | 3000K = 850 lm | |
| -KKK40 | 4000K = 880 lm | |
| -KKKK27 | 2700K = 1020 lm | } FOR L4 MODEL |
| -KKKK30 | 3000K = 1050 lm | |
| -KKKK40 | 4000K = 1080 lm | |

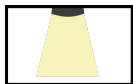
5 DIMMING OPTIONS:

- DIM 0-10V
- DALI DALI
- LT Lutron
- CS Casambi
- WF WI-FI
- NON Non-Dimmable

PROJECT

SPEC TYPE

NOTES



WE WELCOME ALL CUSTOM ORDERS

Due to the dynamic nature of lighting products and the associated technologies, luminaire data on all specification sheets is subject to change at the discretion of Gordon Bullard LLC and associated companies.

Contact Us:

sales@gordonbullard.com

www.byiba.com

1 877-964-4646