




# AMOS


INSTALLATION TYPE:  
WALL MOUNTED






x2

A




x2

B




x2

C




x2

D



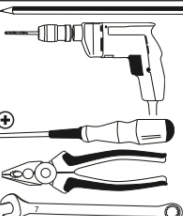
x2




E

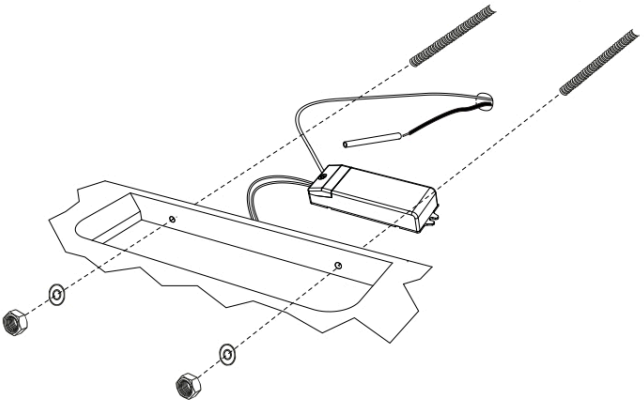



x1

F




		025.578	2487 2488 2498 2503 2511
	power supply included LED 12W 110-277V~ 50-60Hz	 power supply not included C.C. [mA.] LED 12W 350 mA	IP 20






1

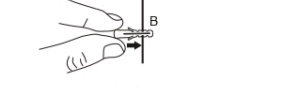
OFF



2

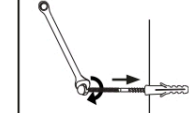


3

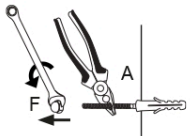


4

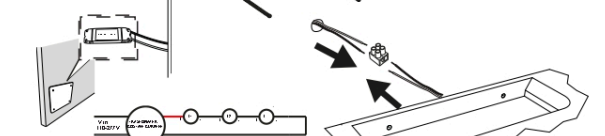
The plug supplied is suitable for use on solid masonry.



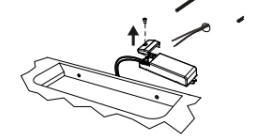
5



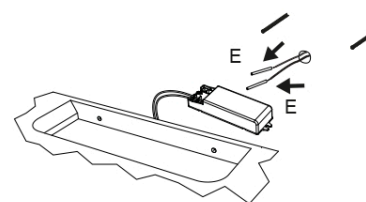
6



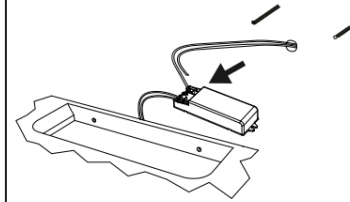
7a



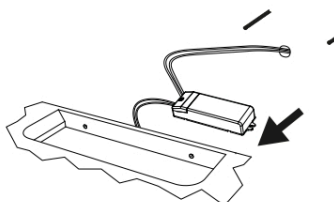
7b (power supply included)



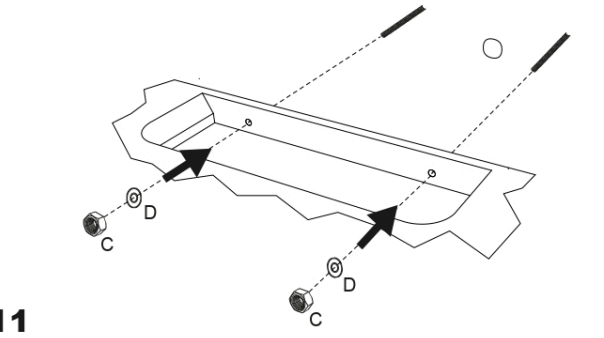
8b



9b (power supply included)




10b (power supply included)



11

P.2

[sales@gordonbullard.com](mailto:sales@gordonbullard.com)  
[www.byiba.com](http://www.byiba.com)  
1 877-964-4646



991 South Gull Lake Dr.  
Richland, MI 49083  
USA

Due to the dynamic nature of lighting products and the associated technologies, luminaire data on all specification sheets is subject to change at the discretion of Gordon Bullard LLC and associated companies.

© Bullard & Comany 2025 All Rights Reserved