


THALA
(wall)

BY-2503-PL

PROJECT

SPEC TYPE

NOTES



GENERAL INFORMATION:

The BYIBA Thala (BY-2503-PL) wall lamp is a harmonious blend of form and function, crafted from BYIBA's exclusive CERAMICA®. Its sinuous, infinity-inspired design creates a continuous line that emits both upward and downward light, offering a soft, ambient glow. The opal methacrylate diffuser ensures uniform light distribution, enhancing the fixture's elegance. Available in various LED options, including dimmable variants, it caters to diverse lighting needs. The Thala exemplifies BYIBA's commitment to quality and design excellence.

MATERIAL:

CERAMICA®

FINISHING:

White / Paintable

COVER:

Opal methacrylate

LIGHTING:

LED

INPUT VOLTAGE:

110-277V

IP RATING:

IP20

DRIVER POSITION:

Integral

INSULATION CLASS:

II

WEIGHT:

3.64 lb

WWW.BULLARDCOLLECTION.COM

- TECHNICAL
- OUTDOOR
- DECORATIVE



WE WELCOME ALL CUSTOM ORDERS

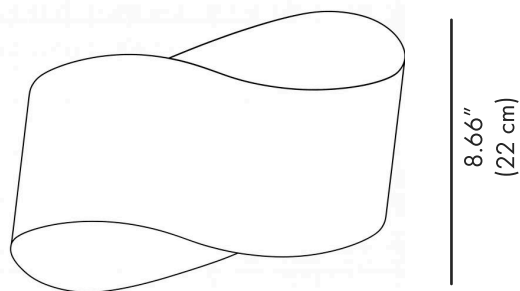
CONTACT US:

sales@gordonbullard.com
www.byiba.com
 1 877-964-4646

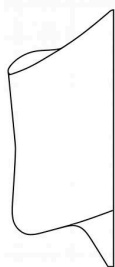
PROJECT

SPEC TYPE

NOTES



11.81" (30 cm)



4.33" (11 cm)



HOW TO ORDER:

CODE:

Example:
CODE: BY-2503-PL-LED-K27-DIM

BY-2503-PL-
LED-K27-DIM

1 DIMENSIONS:

A) Height - H: 8.66" (22 cm)
B) Length - L: 11.81" (30 cm)
C) Depth - P: 4.33" (11 cm)

2 LIGHT SOURCE:

LED / 18W / 110-277V / CRI 85

3 CCT & LUMENS:

-K27 2700K = 2550 lm
-K30 3000K = 2700 lm
-K40 4000K = 2850 lm

4 DIMMING OPTIONS:

-DIM 0-10V
-DALI DALI
-LT Lutron
-CS Casambi
-WF WI-FI
-NON Non-Dimmable

WWW.BULLARDCOLLECTION.COM

TECHNICAL

OUTDOOR

DECORATIVE



WE WELCOME ALL CUSTOM ORDERS

CONTACT US:

sales@gordonbullard.com
www.byiba.com
1 877-964-4646