



LINE  
(linear)

BY-LN-ARC

PROJECT

SPEC TYPE

NOTES



LED

IP20

CUSTOM

110-277V

CASAMBI

CLUTRON

GENERAL INFORMATION:

The LINE by BYIBA Light is a sleek, minimal linear lighting fixture that merges functionality with architectural elegance. Designed to illuminate and define vertical or horizontal planes, its geometric structure makes it ideal for modern interiors or accent applications. Crafted from steel and powered by an efficient LED light source, LINE operates on 24V and offers multiple CCT options (2700K, 3000K, 3500K, 4000K) with a high CRI of 90. The fixture supports various beam angle distributions and dimming systems including 0-10V, DALI, and Casambi, while available in white or black finishes to suit different aesthetic needs.

4MATERIAL:

Polyester + metal

LIGHTING:

LED

INPUT VOLTAGE:

110-277

IP RATING:

IP 20

DRIVER POSITION:

Remote

CRI:

CRI 90

APPLIANCE CLASS:

I

WWW.BULLARDCOLLECTION.COM

- TECHNICAL
- OUTDOOR
- DECORATIVE



WE WELCOME ALL CUSTOM ORDERS


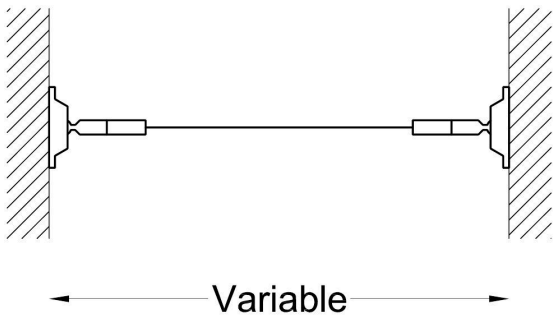
CONTACT US:

[sales@gordonbullard.com](mailto:sales@gordonbullard.com)  
[www.byiba.com](http://www.byiba.com)  
 1 877-964-4646

PROJECT

SPEC TYPE

NOTES



### HOW TO ORDER:

Example:

CODE: BY-LN-ARC-L10-DE-K30-DL-W

CODE:

BY-LN-ARC-  
L10-DE-K30-  
DL-W

#### 1 STRIP LENGTH:

- L10 L: 0.98' (100 cm)
- L15 L: 1.48' (150 cm)
- L20 L: 1.97' (200 cm)
- L25 L: 2.46' (250 cm)
- L30 L: 3.28' (300 cm)
- CUS Custom on request\*

#### 2 LIGHT SOURCE:

LED - double emission  
5.8 W/ft (beam down) + 4.4 W/ft (beam up)  
1170 lm/ft (beam down) + 335 lm/ft (beam up)

LED - single emission  
7.32 W/ft (beam down)  
1170 lm/ft (beam down)

#### 3 LIGHTING DISTRIBUTION:

- SE Single emission
- DE Double emission

#### 4 CCT:

- K30 3000K
- K40 4000K
- K50 5000K
- RGBW RGBW

#### 5 DIMMING OPTIONS:

- DIM 0-10V
- DL DALI
- LT Lutron
- CS Casambi
- WF WI-FI
- NON Non-Dimmable

#### 6 ACCESSORIES FINISH OPTIONS:

- W White
- B Black

[WWW.BULLARDCOLLECTION.COM](http://WWW.BULLARDCOLLECTION.COM)

TECHNICAL

OUTDOOR

DECORATIVE



WE WELCOME ALL CUSTOM ORDERS

CONTACT US:

[sales@gordonbullard.com](mailto:sales@gordonbullard.com)

[www.byiba.com](http://www.byiba.com)

1 877-964-4646

PROJECT

SPEC TYPE

HOW TO ORDER:

Example:

CODE: BY-LN-ARC-L10-DE-K30-DL-W

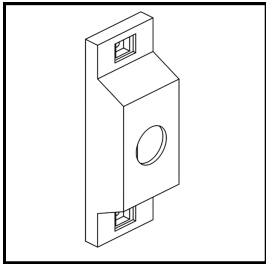
CODE:

BY-LN-ARC-  
L10-DE-K30-  
DL-W

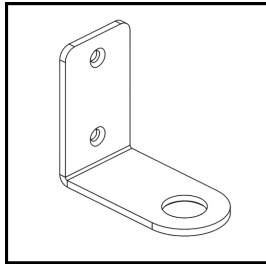
7

ACCESSORIES:

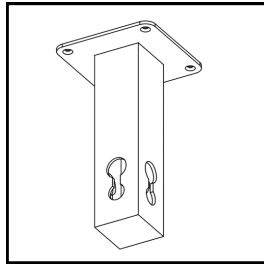
-LN01



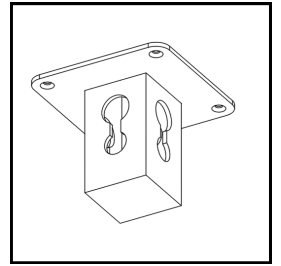
-LN04



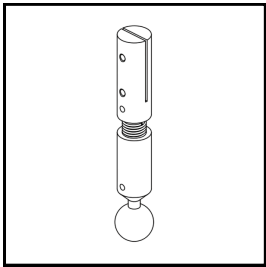
-LN07



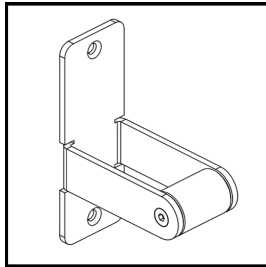
-LN10



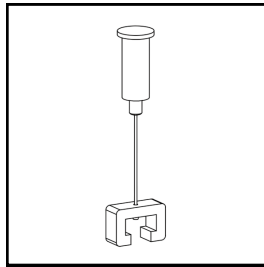
-LN02



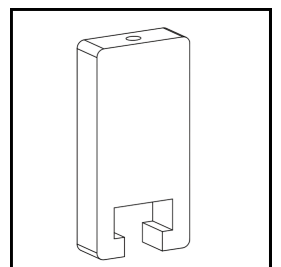
-LN05



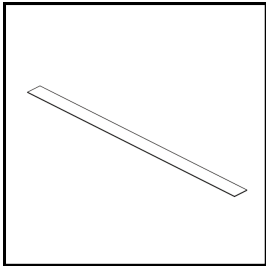
-LN08



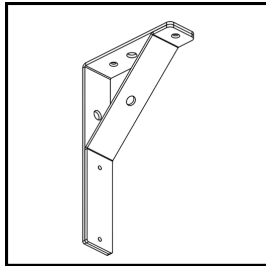
-LN09



-LN03



-LN06



[WWW.BULLARDCOLLECTION.COM](http://WWW.BULLARDCOLLECTION.COM)

TECHNICAL

OUTDOOR

DECORATIVE



WE WELCOME ALL CUSTOM ORDERS

CONTACT US:

[sales@gordonbullard.com](mailto:sales@gordonbullard.com)

[www.byiba.com](http://www.byiba.com)

1 877-964-4646

PROJECT

SPEC TYPE

HOW TO ORDER:

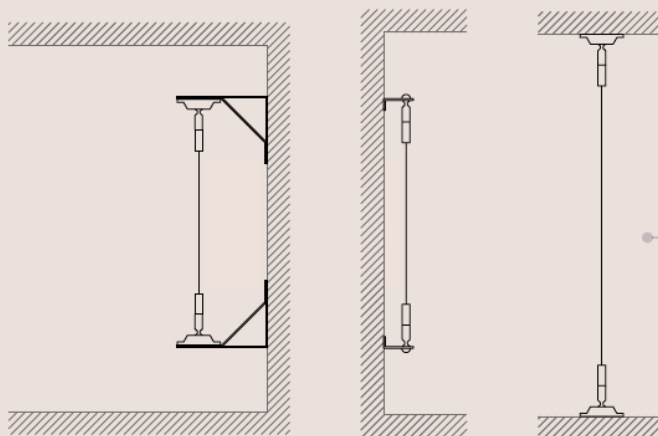
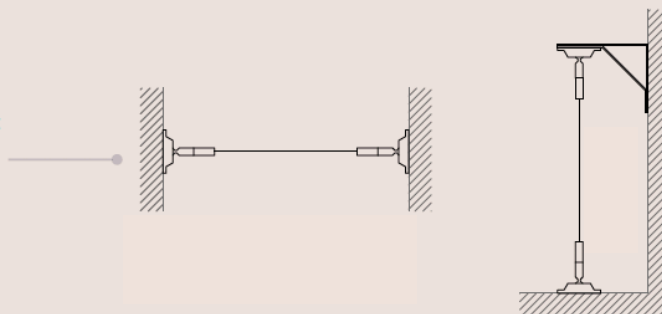
Example:  
CODE: BY-LN-ARC-L10-DE-K30-DL-W

CODE:

BY-LN-ARC-  
L10-DE-K30-  
DL-W

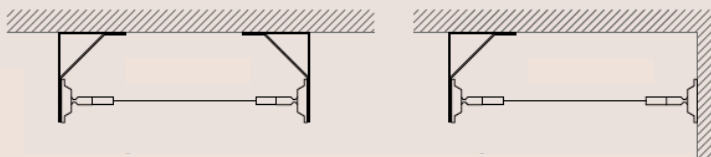
EXAMPLES OF INSTALLATIONS:

horizontal possibilities:



vertical possibilities:

ceiling possibilities:



[WWW.BULLARDCOLLECTION.COM](http://WWW.BULLARDCOLLECTION.COM)

TECHNICAL

OUTDOOR

DECORATIVE



WE WELCOME ALL CUSTOM ORDERS

CONTACT US:

sales@gordonbullard.com  
[www.byiba.com](http://www.byiba.com)  
1 877-964-4646

PROJECT

SPEC TYPE

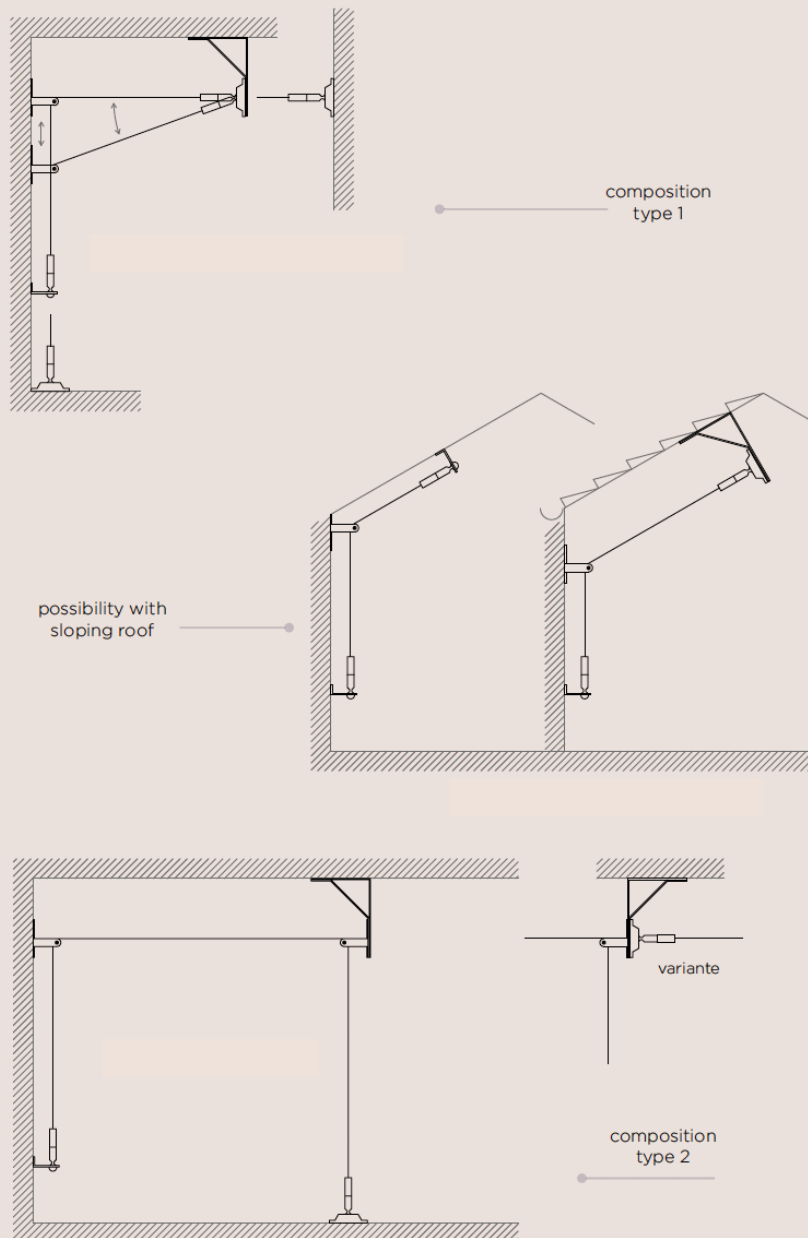
HOW TO ORDER:

Example:  
CODE: BY-LN-ARC-L10-DE-K30-DL-W

CODE:

BY-LN-ARC-  
L10-DE-K30-  
DL-W

EXAMPLES OF INSTALLATIONS:



[WWW.BULLARDCOLLECTION.COM](http://WWW.BULLARDCOLLECTION.COM)

TECHNICAL

OUTDOOR

DECORATIVE



WE WELCOME ALL CUSTOM ORDERS

CONTACT US:

[sales@gordonbullard.com](mailto:sales@gordonbullard.com)

[www.byiba.com](http://www.byiba.com)

1 877-964-4646