




REPLICA TUBE
(cylinders)

BY-7398-CL

PROJECT

SPEC TYPE

NOTES



GENERAL INFORMATION:

The Replica Tube collection combines modern minimalism with a sleek aluminum structure. Available in both surface mounted and wall-mounted versions, it offers versatile lighting options for indoor spaces. The small surface mounted version measures \varnothing 2" (5.5 cm) x H 6" (15 cm), while the medium version is \varnothing 2" (5.5 cm) x H 12" (30 cm). The wall-mounted option has dimensions of \varnothing 2" (5.5 cm) x H 6" (14.5 cm) x D 4" (11 cm). This fixture comes in a classic Black finish and supports a GU10 light source (1 x max 10W). It operates at 110-120V and is designed for surface mounting, perfect for delivering focused lighting in modern interiors. ETL certified for safety and quality assurance, the Replica Tube is ideal for various indoor environments.

MATERIAL:

Aluminum

FINISHING:

Black

LIGHTING:

GU 10

INPUT VOLTAGE:

110-120V

IP RATING:

20

OPERATING TEMPERATURE RANGE:

-20 to +40 C



WWW.BULLARDCOLLECTION.COM

TECHNICAL

OUTDOOR

DECORATIVE



WE WELCOME ALL CUSTOM ORDERS

CONTACT US:

sales@gordonbullard.com

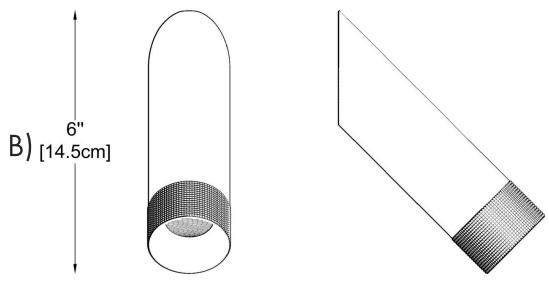
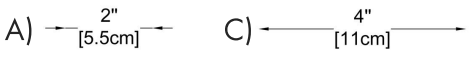
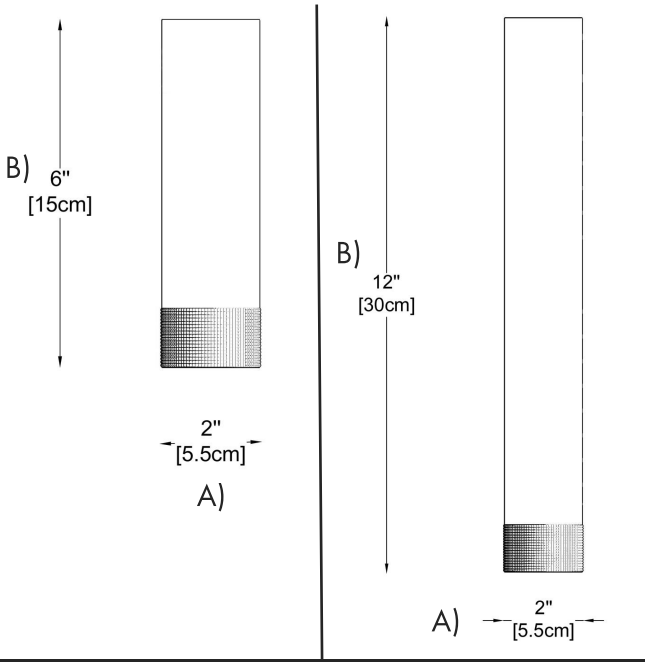
www.byiba.com

1 877-964-4646

PROJECT

SPEC TYPE

NOTES



HOW TO ORDER:

CODE:

Example:
CODE: BY-7398-CL-S

BY-7398-CL-S

1 MODEL:

- S A) Diameter - Ø: 2" (5.5 cm)
B) Height - H: 6" (15 cm)
- L A) Diameter - Ø: 2" (5.5 cm)
B) Height - H: 12" (30 cm)
- W A) Diameter - Ø: 2" (5.5 cm)
B) Height - H: 6" (14.5 cm)
C) Depth - D: 4" (11 cm)

2 LIGHT SOURCE:

GU 10 / 1 x max 10W

WWW.BULLARDCOLLECTION.COM

- TECHNICAL
- OUTDOOR
- DECORATIVE



CONTACT US:

sales@gordonbullard.com
www.byiba.com
1 877-964-4646

WE WELCOME ALL CUSTOM ORDERS