

BYIBA
L I G H T



PICCHE
(cylinders)

BY-8952-CL

PROJECT

SPEC TYPE

NOTES



LED



IP20



GENERAL INFORMATION:

The Picche Collection offers a range of LED CRISTALY® ceiling lights with a minimalist design and single light emission. Perfect for modern interiors, these fixtures are available in three sizes: Ø: 5.1" (13 cm) x H: 5.1" (13 cm), Ø: 5.1" (13 cm) x H: 7.9" (20 cm), and Ø: 5.1" (13 cm) x H: 11.8" (30 cm). Crafted from CRISTALY®, they accommodate 111 mm diameter GU10 lamps or integrated LED light sources. The satin polycarbonate diffuser ensures a soft, diffused light from the bottom. Choose between 13W or 18W power, with CCT options of 2700K, 3000K, or 4000K, and select either non-dimmable or 0-10V dimmable versions to suit your lighting needs. The Picche Collection combines sleek design with functional versatility.

MATERIAL:

CRISTALY®

FINISHING:

White (paintable)

LIGHTING:

LED

VOLTAGE:

110-277V

IP RATING:

20

DRIVER POSITION:

Remote

INSULATION CLASS

III

WWW.BULLARDCOLLECTION.COM

TECHNICAL

OUTDOOR

DECORATIVE



WE WELCOME ALL CUSTOM ORDERS

CONTACT US:

sales@gordonbullard.com

www.byiba.com

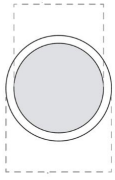
1 877-964-4646

PROJECT

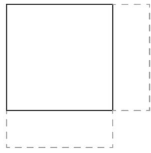
SPEC TYPE

NOTES

Ø: 4.33" (11 cm)



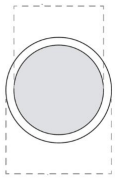
Ø: 5.1" (13 cm)



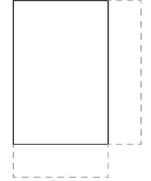
H: 5.1" (13 cm)

W: 5.1" (13 cm)

Ø: 4.33" (11 cm)



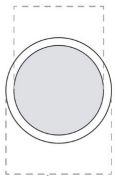
Ø: 5.1" (13 cm)



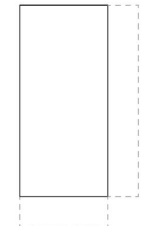
H: 7.9" (20 cm)

W: Ø: 5.1" (13 cm)

Ø: 4.33" (11 cm)



Ø: 5.1" (13 cm)



H: 11.8" (30 cm)

W: Ø: 5.1" (13 cm)



HOW TO ORDER:

CODE:

Example:
CODE: BY-8952-A-W13-K27-DIM

BY-8952-A-
W13-K27-
DIM

1 MODEL:

- A A) Diameter- Ø: 5.1" (13 cm)
B) Height - H: 5.1" (13 cm)
C) Weight - W: 5.1" (13 cm)
- B A) Diameter- Ø: 5.1" (13 cm)
B) Height - H: 7.9" (20 cm)
C) Weight - W: 5.1" (13 cm)
- C A) Diameter- Ø: 5.1" (13 cm)
B) Height - H: 11.8" (30 cm)
C) Weight - W: 5.1" (13 cm)

2 LIGHT SOURCE:

- W13 LED / 13W / CRI 90 / 700 mA
- W18 LED / 18W / CRI 90 / 500 mA *(only for B and C models)*

3 CCT and LUMENS:

- K27 2700K = 1500 lm
- K30 3000K = 1600 lm *(only for 13W)*
- K40 4000K = 1700 lm
- C27 2700K = 2280 lm
- C30 3000K = 2400 lm *(only for 18W)*
- C40 4000K = 2540 lm

4 DIMMING OPTIONS:

- NON Non-Dimmable
- DIM 0-10V

WWW.BULLARDCOLLECTION.COM

- TECHNICAL
- OUTDOOR
- DECORATIVE



CONTACT US:

sales@gordonbullard.com
www.byiba.com
1 877-964-4646

WE WELCOME ALL CUSTOM ORDERS