



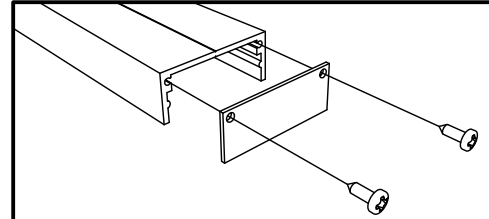


BYIBA
BACKLIGHT

025.613
MADE IN ITALY

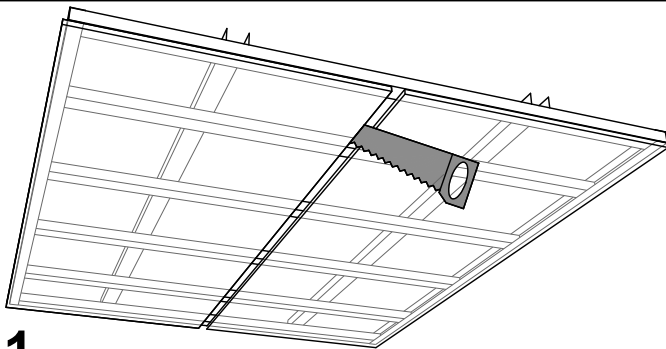
P010
P011


P010 = MAX 10W/m
P011 = MAX 20W/m

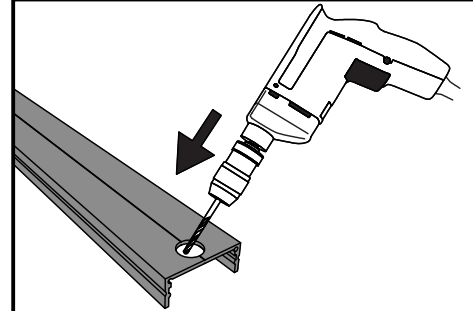
IP 20



P012/P013.KIT01

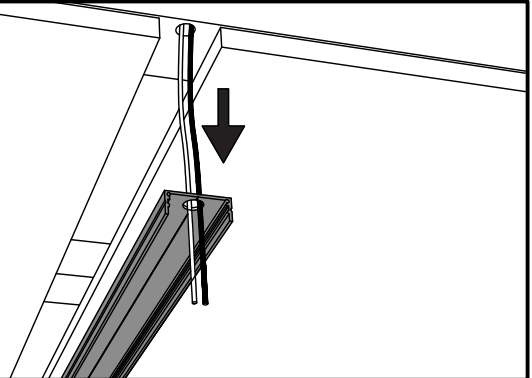
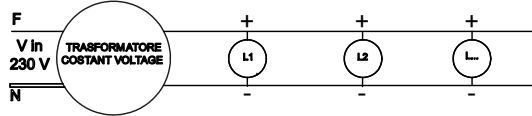
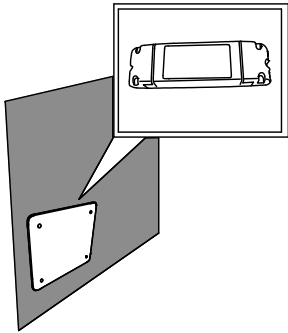


* Art.	
P010B	18x1020 +/- 10mm
P010C	18x2020 +/- 10mm
P010D	18x3020 +/- 10mm
P011B	33x1020 +/- 10mm
P011C	33x2020 +/- 10mm
P011D	33x3020 +/- 10mm

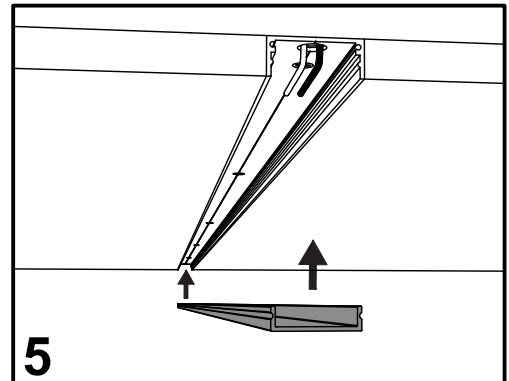
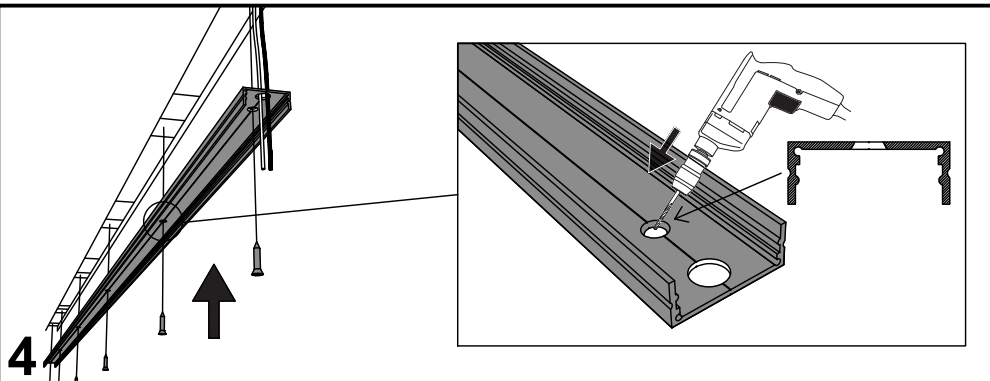


1

2

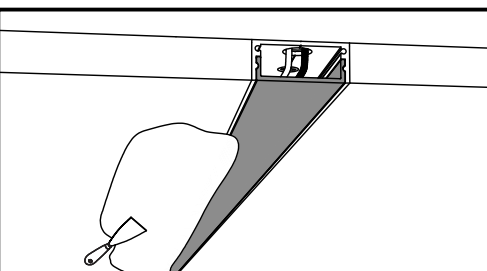


3



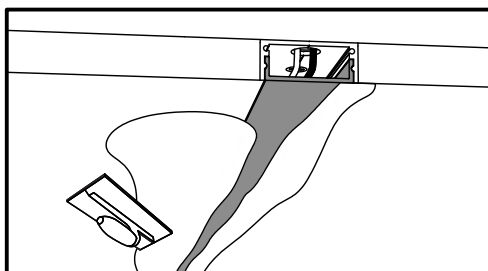
4

5



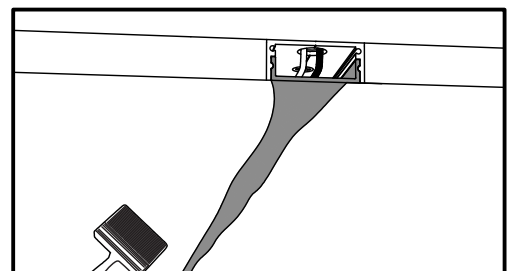
UNIFLOTT
KNAUF

6

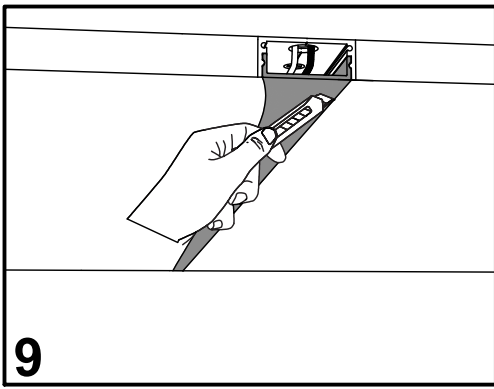


FUGENFUELLER
KNAUF

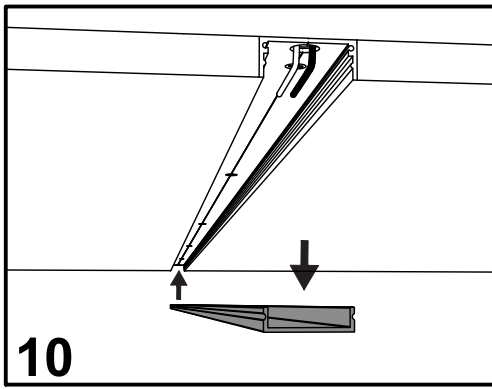
7



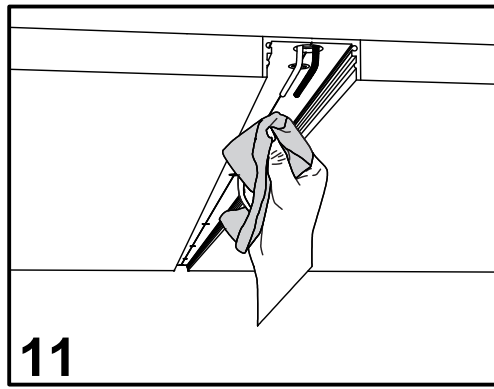
8



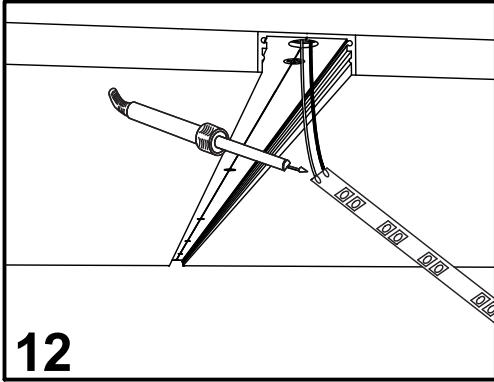
9



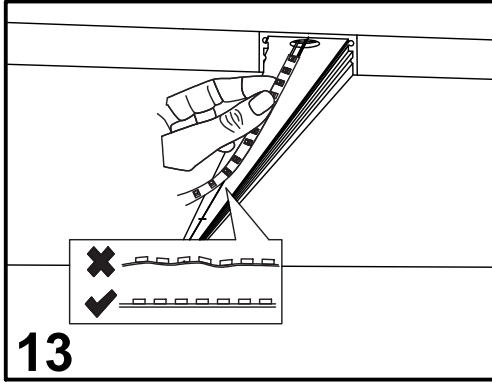
10



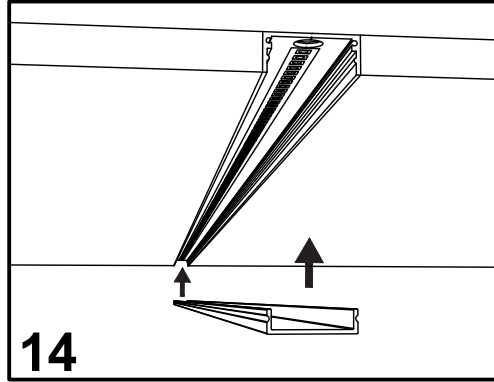
11



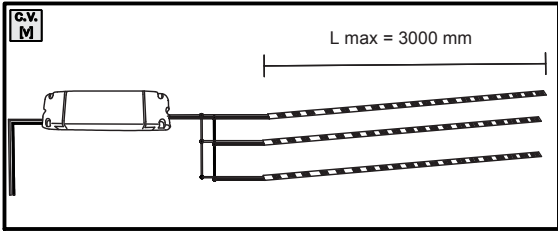
12



13



14



IMPORTANT

- To ensure equipment safety you must carefully follow the instructions below. This leaflet must be kept handy by personnel entrusted with all ordinary and extraordinary maintenance.
- Before any installation or maintenance operation on the bulb, make sure it is disconnected from power.
 - Fit the correct bulbs, according to the type and power indicated on the lamp data label.
 - Make sure the lamp technical features are compatible with the use you are going to make of it.
 - Should you have any doubt, refer to the dealer or ask an electrician.
 - When connecting to the mains, follow the correct colour code for power cables: (N) blue, (L) brown or black and, only for class I equipment, (T) yellow/green.
 - When lamps are to be fitted to the wall directly through their ceramic parts, fasten the fixing screws lightly, to avoid breaking the ceramic.
 - To clean the lamp on the outside, use a soft cloth, possibly wet. Do not use solvents or abrasive products. No liquid must get in contact with the lamp interior parts.
 - Do not touch the equipment with dirty hands.



= Class I equipment, must be connected to an earth terminal.



= Double insulated lamp, does not need earthing.



= Electrical equipment in class III, electrical safety guaranteed by low voltage tension, does not require grounding



= Replace immediately the safety glass, if damaged, with the original part.



= Minimum distance to be observed from all lit up objects.



= The lamp uses low pressure bulbs, and needs no protection glass.



= Device with CE marking



= The equipment at the end of its life must be collected separately from other waste