



BYIBA
BACKLIGHT

025.481 (REV03)

MADE IN ITALY

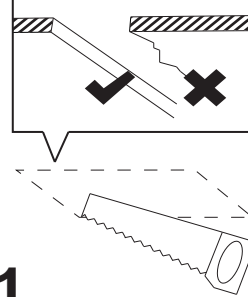


MAX 30W/m

IP 20

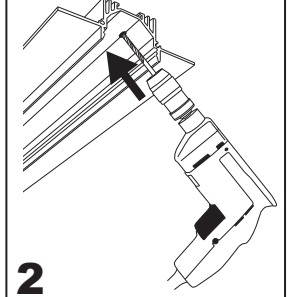
P002
P003
P004
P005



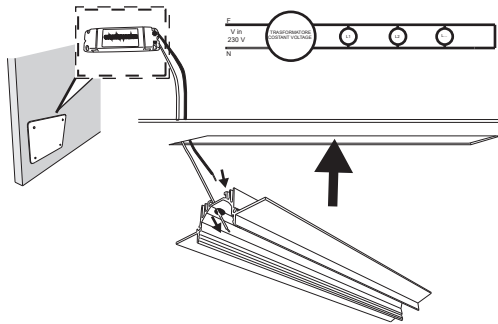
NO!



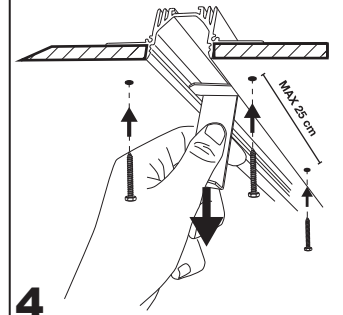
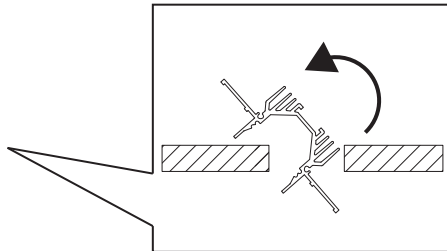
1



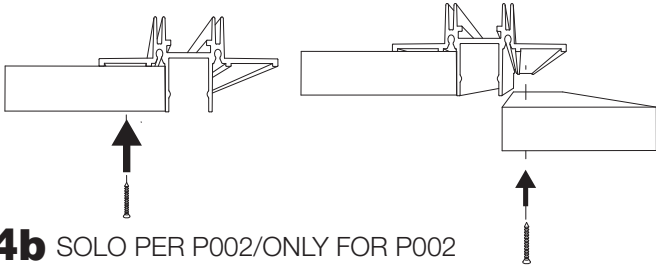
2



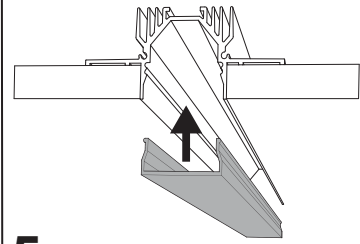
3



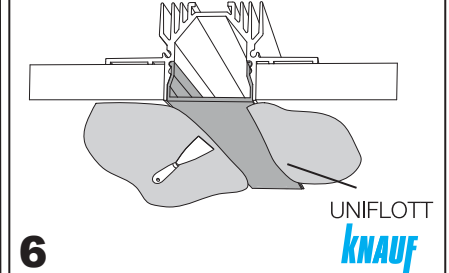
4



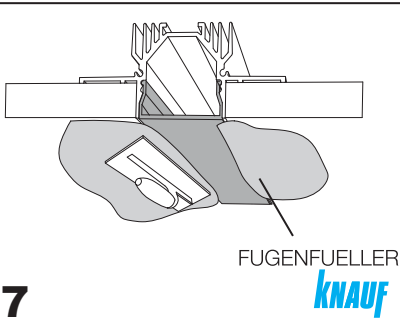
4b SOLO PER P002/ONLY FOR P002



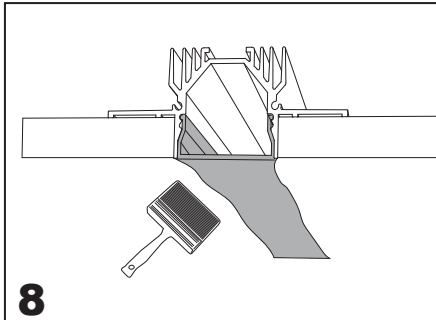
5



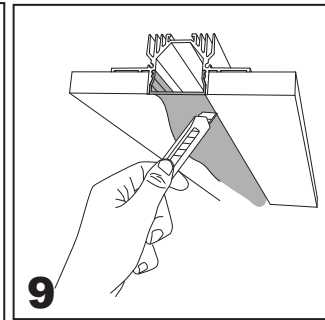
6



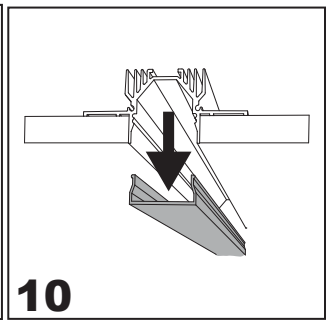
7



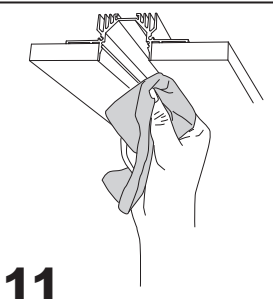
8



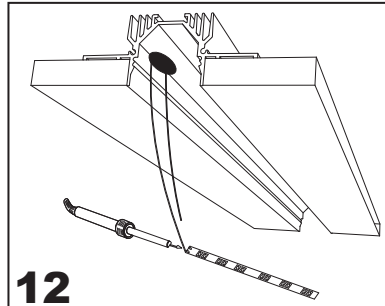
9



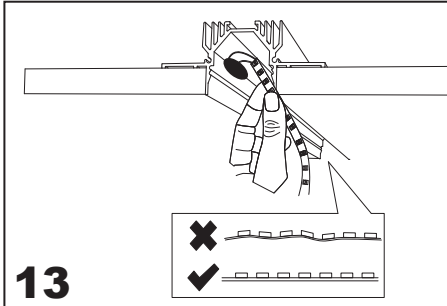
10



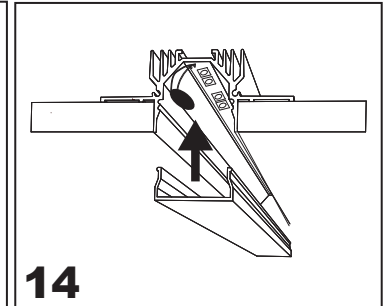
11



12



13




14



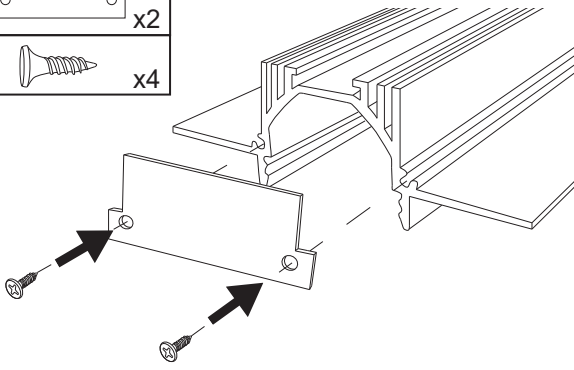
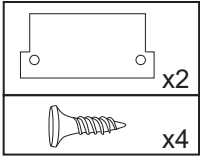
C.V.
[V]



L max = 3000 mm

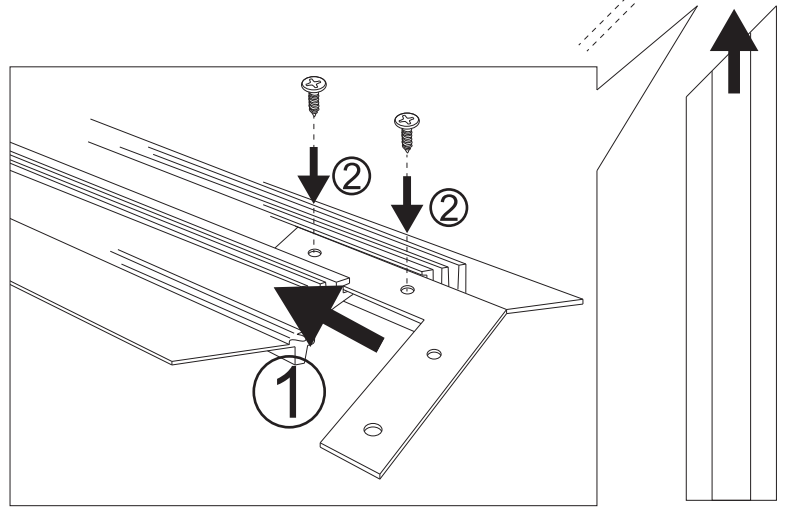



P002/3/4/5.KIT01



023.700 - 023.701 - 023.702 - 023.703 - 023.704

es. 023.701 - connessione "L" - "L" connection - "L" Verbindung



IMPORTANT

To ensure equipment safety you must carefully follow the instructions below. This leaflet must be kept handy by personnel entrusted with all ordinary and extraordinary maintenance.

- Before any installation or maintenance operation on the bulb, make sure it is disconnected from power.
- Fit the correct bulbs, according to the type and power indicated on the lamp data label.
- Make sure the lamp technical features are compatible with the use you are going to make of it.
- Should you have any doubt, refer to the dealer or ask an electrician.
- When connecting to the mains, follow the correct colour code for power cables: (N) blue, (L) brown or black and, only for class I equipment, (T) yellow/green.
- When lamps are to be fitted to the wall directly through their ceramic parts, fasten the fixing screws lightly, to avoid breaking the ceramic.
- To clean the lamp on the outside, use a soft cloth, possibly wet. Do not use solvents or abrasive products. No liquid must get in contact with the lamp interior parts.
- Do not touch the equipment with dirty hands.



= Class I equipment, must be connected to an earth terminal.



= Double insulated lamp, does not need earthing.



= Electrical equipment in class III, electrical safety guaranteed by low voltage tension, does not require grounding



= Replace immediately the safety glass, if damaged, with the original part.



= Minimum distance to be observed from all lit up objects.



= The lamp uses low pressure bulbs, and needs no protection glass.



= Device with CE marking



= The equipment at the end of its life must be collected separately from other waste