



SPAZE

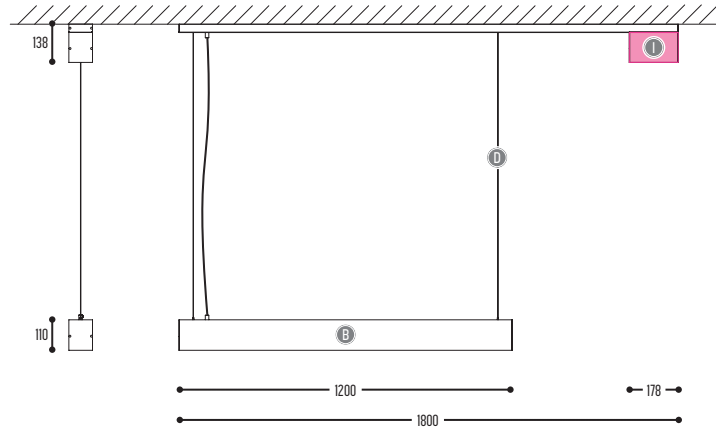


BB		C(C)			DD	
COLORS		TYPE 1			SUSP. CABLE	
02	Black	3	LED	>80 CRI • 7640 Lm / 49,6 W / 3000K	01	1,5 m
03	White				02	2,5 m
		13	LED	>80 CRI • 4100 Lm / 24,8 W / 3000K		



SPAZE

SPAZE 1 S



1286-BB-C(C)-DD-K-J-1-I
1286-BB-C(C)-DD-K-J-2GGH-I

PC | Alu



K		J		M						I		
DRIVER		DIFFUSER		TYPE 2						COLORS		
0	incl./non dim	0	opal	~	1	GUID	🔊	QPAR51 (MAX 50 W)		B	Black	
2	Dim 1-10 V	1	prismatic							110-277V	W	White
3	Dali									G	Gold paint	
				E				GG	H	C	Copper paint	
				CRI • LUMENOUTPUT				REFLECTOR	COLOR TEMP.			
				LED	2	>85 CRI • 600 Lm / 350 mA / 7,2 W		22	22°	2	2700 K	
								34	34°	3	3000 K	
								54	54°			

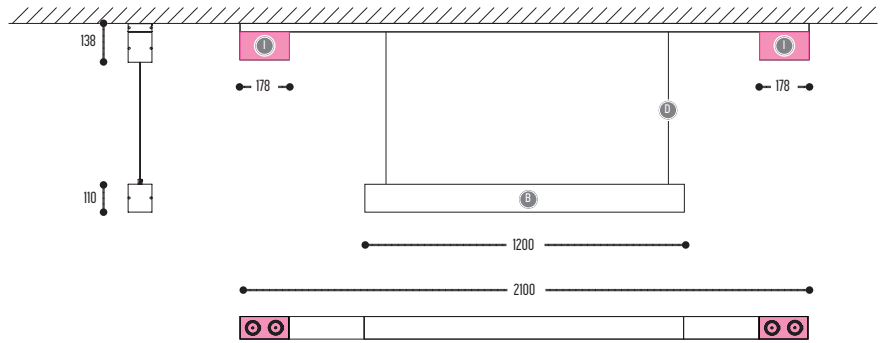


SPACE

SUSPENSION PROFILE < CEILING PROFILE



SPACE 3 S



1296-BB-C(C)-DD-K-J-1-I
1296-BB-C(C)-DD-K-J-2GGH-I

PC | Alu

-
-
-
-
-
-
-
-
-
-

BB		C(C)			DD		
COLORS		TYPE 1			SUSP. CABLE		
02	Black	3	LED	Space 3 S Space 5 S Space 7 S	>80 CRI • 7640 Lm / 49,6 W / 3000 K >80 CRI • 2x 7640 Lm / 49,6 W / 3000 K >80 CRI • 15280 Lm / 99,2 W / 3000 K	01	1,5 m
03	White					02	2,5 m
		13	LED	Space 3 S Space 5 S Space 7 S	>80 CRI • 4100 Lm / 24,8 W / 3000 K >80 CRI • 2x 4100 Lm / 24,8 W / 3000 K >80 CRI • 8200 Lm / 49,6 W / 3000 K		



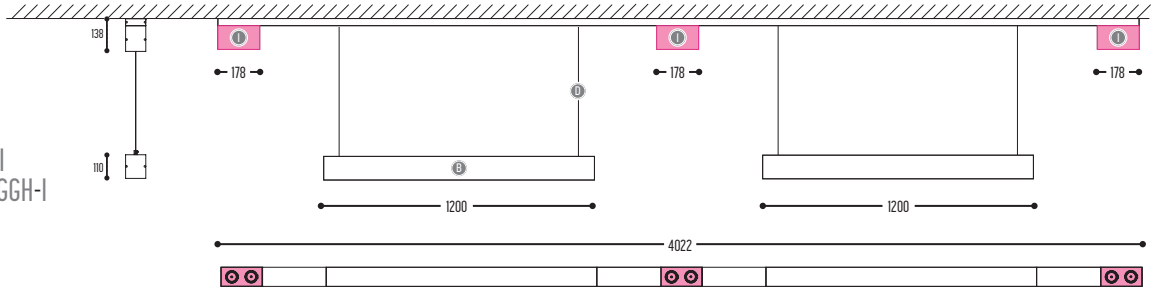


SPAZE **SUSPENSION PROFILE < CEILING PROFILE**

SPAZE 5 S

1297-BB-C(C)-DD-K-J-1-I
1297-BB-C(C)-DD-K-J-2GGH-I

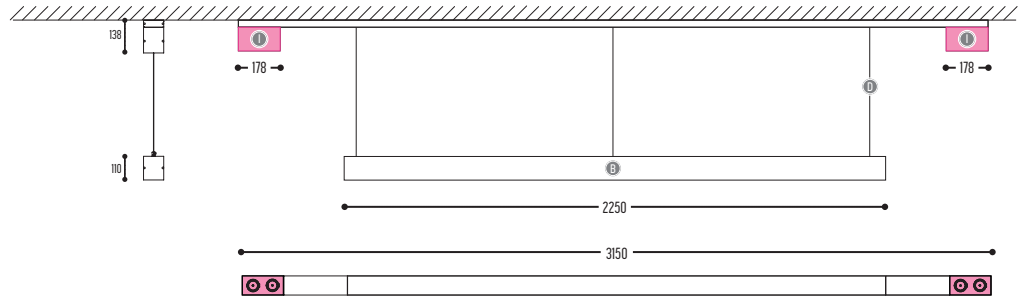
PC | Alu



SPAZE 7 S

1298-BB-C(C)-DD-K-J-1-I
1298-BB-C(C)-DD-K-J-2GGH-I

PC | Alu



K		J		M				I	
DRIVER		DIFFUSER		TYPE 2				COLORS	
0	incl./non dim	0	opal	110-277V	1	GU10	QPAR51 (MAX 50 W)	B	Black
2	Dim 1-10 V	1	prismatic					W	White
3	Dali					GG	H	G	Gold paint
				E				C	Copper paint
				CRI • LUMENOUTPUT		REFLECTOR	COLOR TEMP.		
				LED 2 >85 CRI • 2x 1000 Lm / 350 mA / 9 W		22 22°	2 2700 K		
						34 34°	3 3000 K		
						54 54°			





SPACE **SUSPENSION PROFILE < CEILING PROFILE**



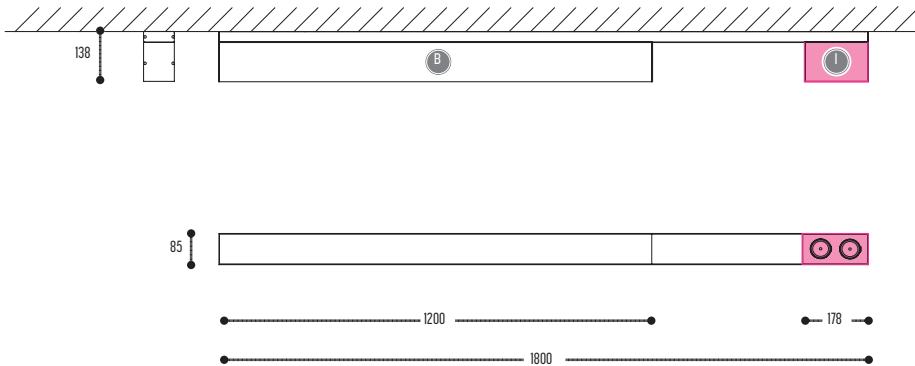
BB		C(C)	
COLORS		TYPE 1	
02	Black	3	LED >80 CRI • 7640 Lm / 49,6 W / 3000 K
03	White		
		13	LED >80 CRI • 4100 Lm / 24,8 W / 3000 K






SPAZE SUSPENSION PROFILE < CEILING PROFILE

SPAZE 1



1285-BB-C(C)-K-J-1-I
1285-BB-C(C)-K-J-2GGH-I



9 LAMPS | 9 kg | CE | ENEC | 110-277V | 0,5m | LED | 0,3m | 960° | IP20 | Home icon | Upward arrow icon

K		J		M						I	
DRIVER		DIFFUSER		TYPE 2						COLORS	
0	incl./non dim	0	opal	~	1	GU10	🔊	QPAR51 (MAX 50 W)	B	Black	
2	Dim 1-10 V	1	prismatic						110-277V	W	White
3	Dali								G	Gold point	
				E			GG	H	C	Copper point	
				CRI • LUMENOUTPUT				REFLECTOR	COLOR TEMP.		
				LED	2	>85 CRI • 2x 1000 Lm / 350 mA / 9 W		22 22°	2	2700 K	
								34 34°	3	3000 K	
								54 54°			





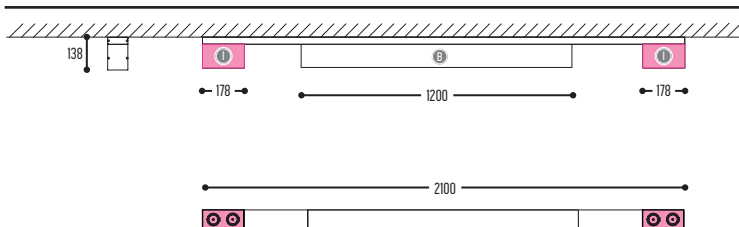
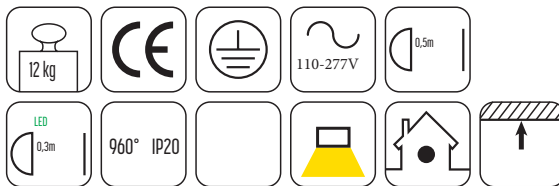
SPACE

SUSPENSION PROFILE < CEILING PROFILE

SPACE 3

1293-BB-C(C)-K-J-1-1
1293-BB-C(C)-K-J-2GGH-1

PC | Alu



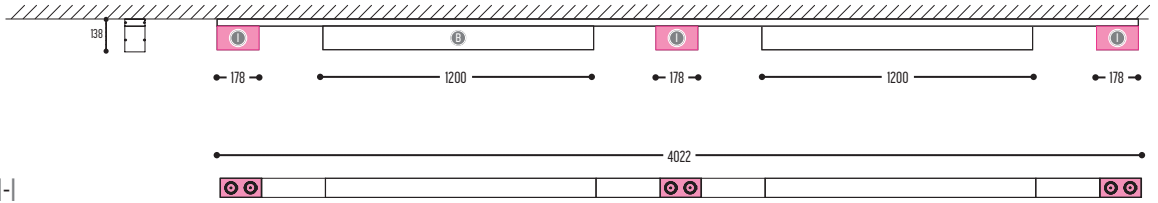
BB		C(C)			K		
COLORS		TYPE 1			DRIVER		
02	Black	3	LED	Space 3 Space 5 Space 7	>80 CRI • 7640 Lm / 49,6 W / 3000 K >80 CRI • 2x 7640 Lm / 49,6 W / 3000 K >80 CRI • 15280 Lm / 99,2 W / 3000 K	0	incl./non dim
03	White					2	Dim 1-10 V
		13	LED	Space 3 Space 5 Space 7	>80 CRI • 4100 Lm / 24,8 W / 3000 K >80 CRI • 2x 4100 Lm / 24,8 W / 3000 K >80 CRI • 8200 Lm / 49,6 W / 3000 K	3	Dali





SPAZE SUSPENSION PROFILE < CEILING PROFILE

SPAZE 5

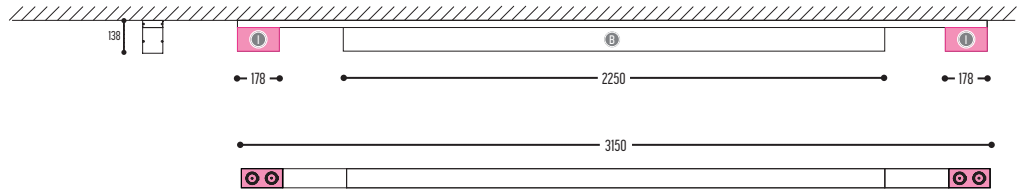


1294-BB-C(C)-K-J-1-I
1294-BB-C(C)-K-J-2GGH-I

PC | Alu



SPAZE 7



1295-BB-C(C)-K-J-1-I
1295-BB-C(C)-K-J-2GGH-I

PC | Alu



J		M						I	
DIFFUSER		TYPE 2						COLORS	
0	opal	110-277V	1	GU10	QPAR51 (MAX 50 W)	GG	H	B	Black
1	prismatic							W	White
		E		GG		H		G	Gold paint
		CRI • LUMENOUTPUT		REFLECTOR		COLOR TEMP.		C	Copper paint
		LED	2	>85 CRI • 2x1000 Lm / 350 mA / 9 W		22	22°	2	2700 K
						34	34°	3	3000 K
						54	54°		

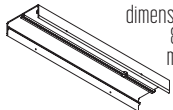





SPAZE

SUSPENSION PROFILE < CEILING PROFILE

**SPAZE PROFILE
1500-BB**

 <p>dimensions profile 85 x 30 mm max. 5,95 m</p>	BB	
	COLORS	
	02	Black
	03	White

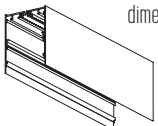
**SPAZE ENDPLATE small
1503-BB**

	BB	
	COLORS	
	02	Black
	03	White

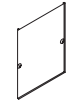
PC | Alu



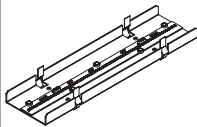
**METROLINE PROFILE
1400-BB**

 <p>dimensions profile 85 x 110 mm max. 5,95 m</p>	BB	
	COLORS	
	02	Black
	03	White

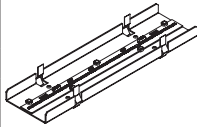
**SPAZE ENDPLATE
1504-BB**

	BB	
	COLORS	
	02	Black
	03	White

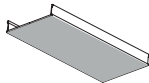
**LED MODULE high lumen
1406-BB-C-D**

	BB		C		D	
	LENGTH		COLOR TEMP.		DRIVER	
	01	280 mm >80CRI • 1910 Lm / 12,4 W	3	3000K	0	incl./non dim
	02	560 mm >80CRI • 3820 Lm / 24,8 W	4	4000K	1	excl.
	03	1120 mm >80CRI • 7640 Lm / 49,6 W			2	Dim 1-10 V
				3	Dali	

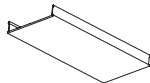
**LED MODULE low lumen
1406-BB-1C-D**

	BB		C		D	
	LENGTH		COLOR TEMP.		DRIVER	
	01	280 mm >80CRI • 1025 Lm / 6,2 W	3	3000K	0	incl./non dim
	02	560 mm >80CRI • 2050 Lm / 12,4 W	4	4000K	1	excl.
	03	1120 mm >80CRI • 4100 Lm / 24,8 W			2	Dim 1-10 V
				3	Dali	

**COVER PROFILE
1401-BB**

 <p>max. 5,95 m</p>	BB	
	COLORS	
	02	Black
	03	White

**DIFFUSER
1402-B**

 <p>max. 5,95 m</p>	B	
	TYPE	
	0	Opal
	1	Prismatic*

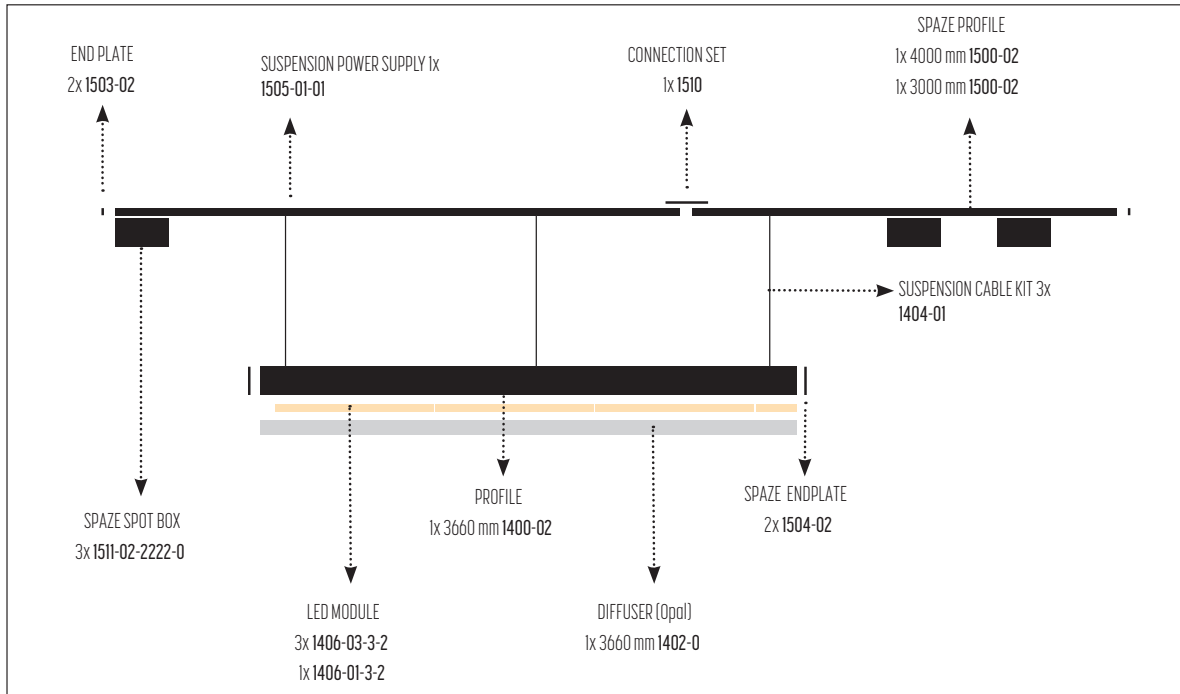
* prismatic diffuser:
UGR < 19
According to the new
European standard UGR < 19
as the maximum permissible
value for offices.



HOW TO ORDER

SPAZE SYSTEM

HOW TO ORDER A BLACK SPAZE SYSTEM PROFILE OF 7000 mm:



**SUSPENSION CABLE KIT
1404-BB**

	BB	
	SUSPENSION CABLE	
	01	1,5 m
02	2,5 m	

max. 1,5 m distance between 2 suspension cables

**SUSPENSION POWER SUPPLY KIT
1505-BB-DD**

	BB		DD		
	COLORS		POWER CABLE		
	01	Black	01	1,5 m	3P cable
	02	White	02	2,5 m	
			11	1,5 m	5P cable dimmable
		12	2,5 m		

**SPAZE SPOT BOX
1511-BB-2GGH-K**

	BB		E		GG		H		K		
	COLOR		CRI • LUMENOUTPUT		REFLECTOR		COLOR TEMP		DRIVER		
	02	Black	LED	2	>85 CRI • 2x1000 Lm / 350 mA / 9 W	22	22°	2	2700K	0	incl./non dim
	03	White				34	34°	3	3000K	1	excl.
						54	54°			2	Dim 1-10 V
								3	Dali		