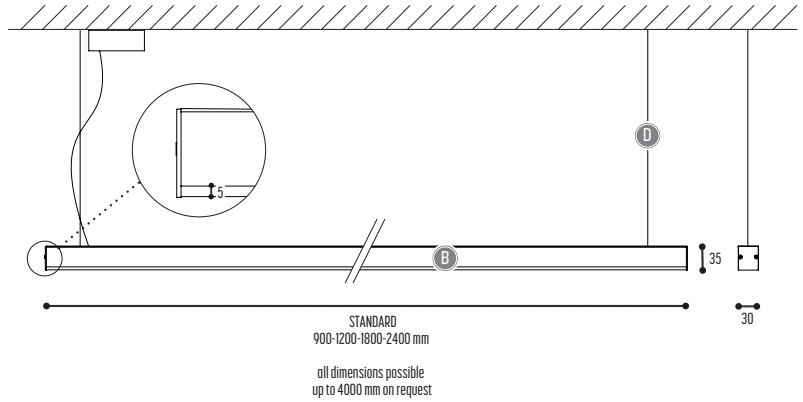





NINZA

SUSPENSION PROFILE < CEILING PROFILE

NINZA S



1796-BB-FFGH-DD-K-NN(N)



BB	FF	G	H	DD	K	NN(N)
COLORS	CRI • LUMENOUTPUT	DOWN TYPE	COLOR TEMP.	SUSP. CABLE	DRIVER	LENGTH
02 Black	LED	P plexi	2 2700 K	01 1,5 m	0 incl./non dim	90 900 mm
03 White			3 3000 K		02 2,5 m	2 Dim 1-10 V (extern)
On request			4 4000 K	3 Dali (extern)	180 1800 mm	
					4 Phase cut (extern)	240 2400 mm
						On request



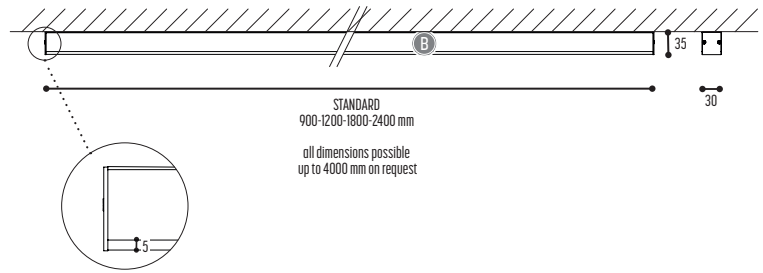


NINZA

SUSPENSION PROFILE < CEILING PROFILE



NINZA C - IP20



1797-BB-FFGH-DD-K-NN(N)

Alu	PC
-----	----



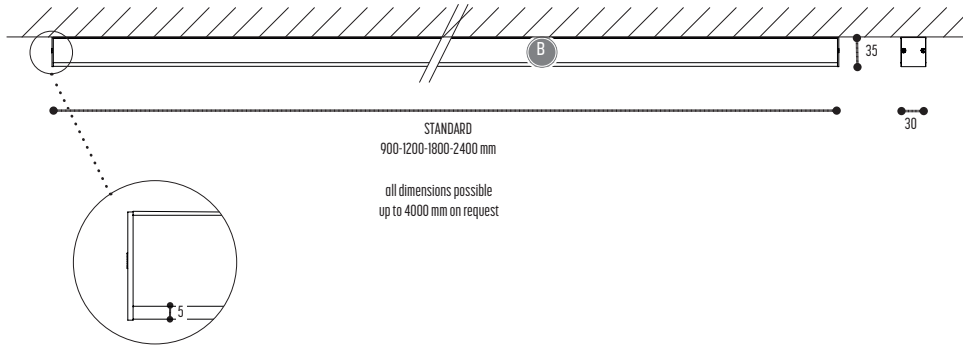
BB		EFF		G		H		K		NN(N)		
COLORS		CRI • LUMENOUTPUT		DOWN TYPE		COLOR TEMP.		DRIVER		LENGTH		
02	Black	LED	09	9,6 W/m	P	plexi	2	2700 K	0	incl./non dim	90	900 mm
03	White		14	14,4 W/m			3	3000 K	2	Dim 1-10 V (extern)	120	1200 mm
	On request		28	28,8 W/m			4	4000 K	3	Dali (extern)	180	1800 mm
									4	Phase cut (extern)	240	2400 mm
											On request	





NINZA **SUSPENSION PROFILE < CEILING PROFILE**

NINZA C - IP65/IP67



1800-BB-FFGH-K-NN(N)

Alu	Resin	PC
-----	-------	----

1803-BB-FFGH-K-NN(N)

Alu	Resin
-----	-------

BB	EFF	G	H	K	NN(N)
COLORS	CRI • LUMENOUTPUT	DOWN TYPE	COLOR TEMP.	DRIVER (extern)	LENGTH
02 Black	LED	P : plexi	2 2700 K	0 incl./non dim	90 900 mm
03 White			3 3000 K	2 Dim 1-10 V (extern)	120 1200 mm
On request			4 4000 K	3 Dali (extern)	180 1800 mm
				4 Phase cut (extern)	240 2400 mm
					On request

