



**4249F**

Recessed Spotlight / CRISTALY  
Surface finish : CRISTALY

**MODEL:**

Code	4249F
Product family	CEILING RECESSED LIGHTING
Type	Recessed Spotlight

**MATERIAL/SURFACE FINISH:**

Code	004
Material	CRISTALY
Surface finish	CRISTALY

**CODE ELECTRICAL PART**

4249F-30150	LED 2x4W-200mA-900lm-3000°K-CRI90-60°
4249F-27150	LED 2x4W-200mA-860lm-2700°K-CRI90-60°
4249F-40150	LED 2x4W-200mA-940lm-4000°K-CRI90-60°
4249F-30153	LED 2x4W-200mA-900lm-3000°K-CRI90-30°
4249F-27153	LED 2x4W-200mA-860lm-2700°K-CRI90-30°
4249F-40153	LED 2x4W-200mA-940lm-4000°K-CRI90-30°
4249F-30151	LED 2x6.5W-350mA-1300lm-3000°K-CRI90-60°
4249F-27151	LED 2x6.5W-350mA-1240lm-2700°K-CRI90-60°
4249F-40151	LED 2x6.5W-350mA-1360lm-4000°K-CRI90-60°
4249F-30154	LED 2x6.5W-350mA-1300lm-3000°K-CRI90-30°
4249F-27154	LED 2x6.5W-350mA-1240lm-2700°K-CRI90-30°
4249F-40154	LED 2x6.5W-350mA-1360lm-4000°K-CRI90-30°

**GENERAL DATA:**

Protection Index	IP20-IP44
Isolation Class	III
Weight [Kg]	0.8
Country of production	MADE IN ITALY
Mounting instruction	025.599_9010

**INSTALLATION**

Multisize system	NO
Position	Ceiling lighting

**PACKAGING:**

Type	White american Box
Measures AxBxH	320x225x130mm
Gross Weight [Kg]	0.9919
Master carton	NO

Req. space behind the plasterboard:  
Code:27153/27154/30153/30154/40153/40154  
40mm(1,57")  
Code:27150/27151/30150/30151/40150/40151  
30mm(1,18")

hole on the plasterboard  
210x140mm  
(8,26"x0,55")

External measures  
205x135mm  
(8,07"x5,31")

Measures of the light output  
2 X 16x16mm  
(0,62"x0,62")

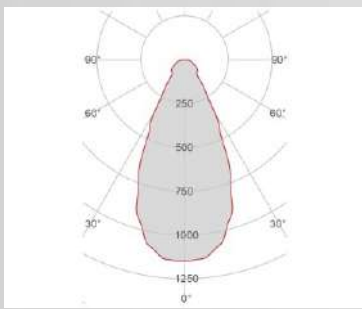
Height without electrical part  
13mm  
(0,51")

Height including the electrical part:  
Code:27153/27154/30153/30154/40153/40154  
35mm(1,37")  
Code:27150/27151/30150/30151/40150/40151  
25mm(0,98")

**Notes**

LED maintenance without masonry work

## FOTOMETRIC DATA 4249F-27150:

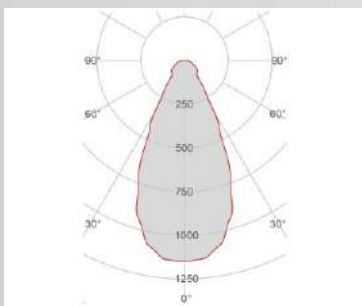


Electrical part	27150_x2
Power	2x4W
Light Output	860lm
Colour Temperature	2700°K
CRI	90

Lamp Light Output	53%
Light Output of the lamp	455.8lm
Beam Angle	60°
Beam Inclination	

Illuminance	1m	524lux
	2m	131lux
	3m	58lux
	4m	33lux
	5m	21lux

## FOTOMETRIC DATA 4249F-27151:

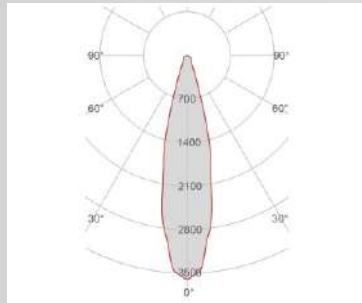


Electrical part	27151_x2
Power	2x6.5W
Light Output	1240lm
Colour Temperature	2700°K
CRI	90

Lamp Light Output	53%
Light Output of the lamp	657.2lm
Beam Angle	60°
Beam Inclination	

Illuminance	1m	756lux
	2m	189lux
	3m	84lux
	4m	47lux
	5m	30lux

## FOTOMETRIC DATA 4249F-27153:

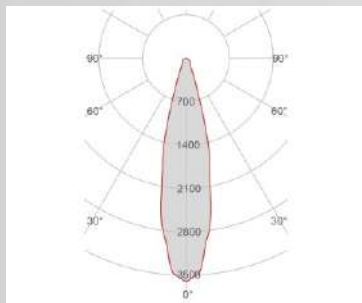


Electrical part	27153_x2
Power	2x4W
Light Output	860lm
Colour Temperature	2700°K
CRI	90

Lamp Light Output	28%
Light Output of the lamp	240.8lm
Beam Angle	30°
Beam Inclination	

Illuminance	1m	866lux
	2m	217lux
	3m	96lux
	4m	54lux
	5m	35lux

## FOTOMETRIC DATA 4249F-27154:

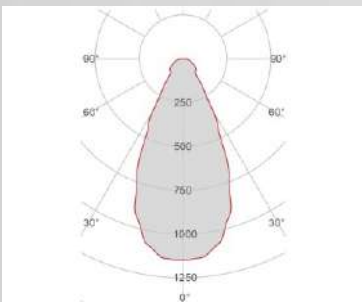


Electrical part	27154_x2
Power	2x6.5W
Light Output	1240lm
Colour Temperature	2700°K
CRI	90

Lamp Light Output	28%
Light Output of the lamp	347.2lm
Beam Angle	30°
Beam Inclination	

Illuminance	1m	1249lux
	2m	312lux
	3m	139lux
	4m	78lux
	5m	50lux

## FOTOMETRIC DATA 4249F-30150:

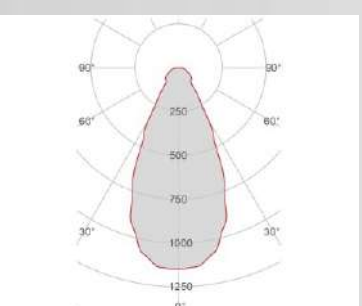


Electrical part	30150_x2
Power	2x4W
Light Output	900lm
Colour Temperature	3000°K
CRI	90

Lamp Light Output	53%
Light Output of the lamp	477lm
Beam Angle	60°
Beam Inclination	

Illuminance	1m	549lux
	2m	137lux
	3m	61lux
	4m	34lux
	5m	22lux

## FOTOMETRIC DATA 4249F-30151:

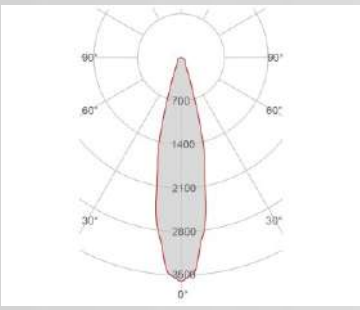


Electrical part	30151_x2
Power	2x6.5W
Light Output	1300lm
Colour Temperature	3000°K
CRI	90

Lamp Light Output	53%
Light Output of the lamp	689lm
Beam Angle	60°
Beam Inclination	

Illuminance	1m	792lux
	2m	198lux
	3m	88lux
	4m	50lux
	5m	32lux

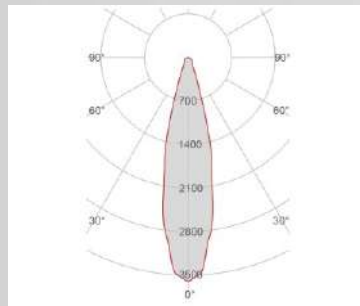
### FOTOMETRIC DATA 4249F-30153:



<i>Electrical part</i>	30153_x2
<i>Power</i>	2x4W
<i>Light Output</i>	900lm
<i>Colour Temperature</i>	3000°K
<i>CRI</i>	90
<i>Lamp Light Output</i>	28%
<i>Light Output of the lamp</i>	252lm
<i>Beam Angle</i>	30°
<i>Beam Inclination</i>	

<i>Illuminance</i>	1m	906lux
	2m	227lux
	3m	101lux
	4m	57lux
	5m	36lux

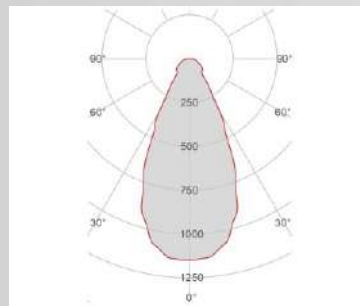
### FOTOMETRIC DATA 4249F-30154:



<i>Electrical part</i>	30154_x2
<i>Power</i>	2x6.5W
<i>Light Output</i>	1300lm
<i>Colour Temperature</i>	3000°K
<i>CRI</i>	90
<i>Lamp Light Output</i>	28%
<i>Light Output of the lamp</i>	364lm
<i>Beam Angle</i>	30°
<i>Beam Inclination</i>	

<i>Illuminance</i>	1m	1309lux
	2m	327lux
	3m	145lux
	4m	82lux
	5m	52lux

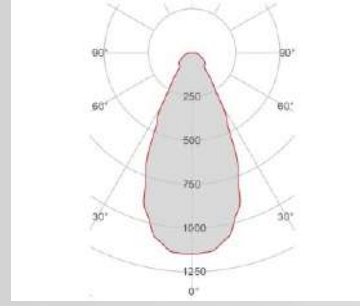
### FOTOMETRIC DATA 4249F-40150:



<i>Electrical part</i>	40150_x2
<i>Power</i>	2x4W
<i>Light Output</i>	940lm
<i>Colour Temperature</i>	4000°K
<i>CRI</i>	90
<i>Lamp Light Output</i>	53%
<i>Light Output of the lamp</i>	498.2lm
<i>Beam Angle</i>	60°
<i>Beam Inclination</i>	

<i>Illuminance</i>	1m	573lux
	2m	143lux
	3m	64lux
	4m	36lux
	5m	23lux

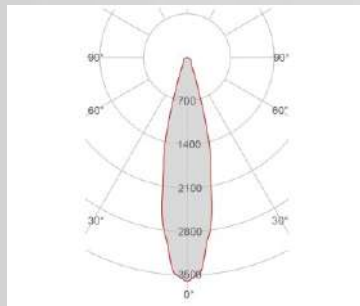
### FOTOMETRIC DATA 4249F-40151:



<i>Electrical part</i>	40151_x2
<i>Power</i>	2x6.5W
<i>Light Output</i>	1360lm
<i>Colour Temperature</i>	4000°K
<i>CRI</i>	90
<i>Lamp Light Output</i>	53%
<i>Light Output of the lamp</i>	720.8lm
<i>Beam Angle</i>	60°
<i>Beam Inclination</i>	

<i>Illuminance</i>	1m	829lux
	2m	207lux
	3m	92lux
	4m	52lux
	5m	33lux

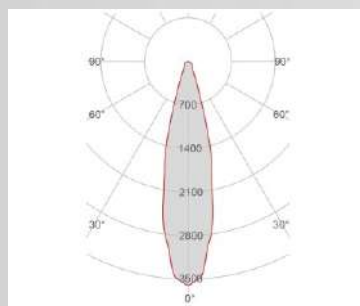
### FOTOMETRIC DATA 4249F-40153:



<i>Electrical part</i>	40153_x2
<i>Power</i>	2x4W
<i>Light Output</i>	940lm
<i>Colour Temperature</i>	4000°K
<i>CRI</i>	90
<i>Lamp Light Output</i>	28%
<i>Light Output of the lamp</i>	263.2lm
<i>Beam Angle</i>	30°
<i>Beam Inclination</i>	

<i>Illuminance</i>	1m	947lux
	2m	237lux
	3m	105lux
	4m	59lux
	5m	38lux

### FOTOMETRIC DATA 4249F-40154:



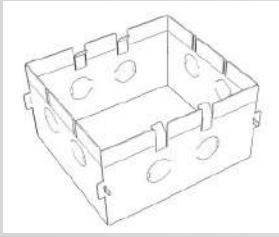
<i>Electrical part</i>	40154_x2
<i>Power</i>	2x6.5W
<i>Light Output</i>	1360lm
<i>Colour Temperature</i>	4000°K
<i>CRI</i>	90
<i>Lamp Light Output</i>	28%
<i>Light Output of the lamp</i>	380.8lm
<i>Beam Angle</i>	30°
<i>Beam Inclination</i>	

<i>Illuminance</i>	1m	1370lux
	2m	342lux
	3m	152lux
	4m	86lux
	5m	55lux

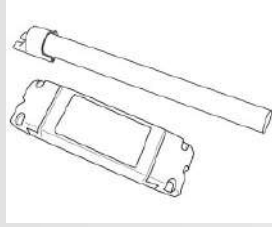
**ACCESSORIES**

*Housing Box for Brickwork*

*Other Accessories*



Code 023.4011  
Measures 305X140X45mm  
Measures of the hole 335X170X55mm

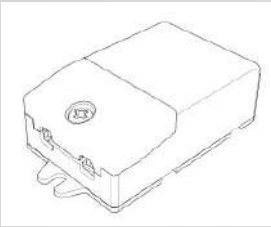


Code 099.142  
Description Emergency Kit  
Notes

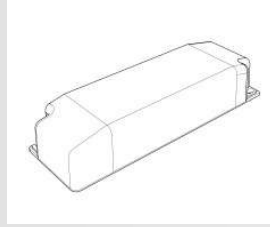
**ACCESSORIES FOR CODE: 27150/27153/30150/30153/40150/40153**

*Standard Power Supply*

*Dimmable Power Supply*



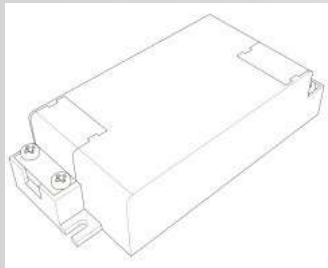
Code 026.218  
Measures 75x38x22mm  
Power 8W  
Input 110-277V~W  
Output 200mA



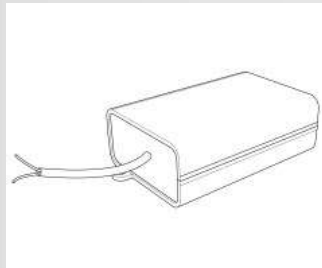
Code 026.219  
Measures 155x51x26mm  
Power 9.2W  
Input 110-277V~W  
Output 200mA  
Dimmable PUSH/0-10V/DALI

**ACCESSORIES FOR CODE: 27151/27154/30151/30154/40151/40154**

*Standard Power Supply*

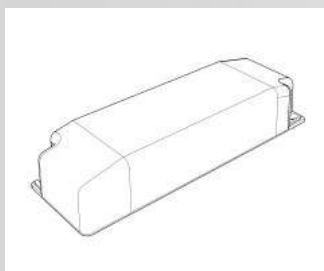


Code 026.252  
Measures 88.5x41x23mm  
Power min12.6W max18.2W  
Input 110-277V~W  
Output 350mA

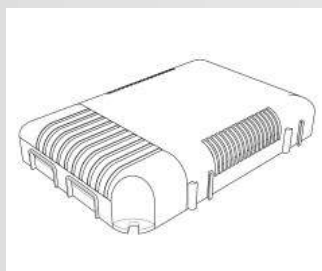


Code 026.221  
Measures 84x57x30mm  
Power min9.8W max35W  
Input 110-277V~W  
Output 350mA

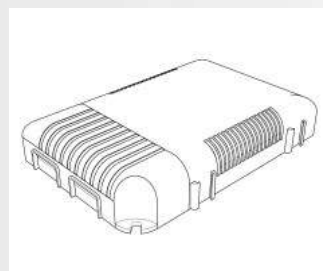
*Dimmable Power Supply*



Code 026.219  
Measures 155x51x26mm  
Power 16.1W  
Input 110-277V~W  
Output 350mA  
Dimmable PUSH/0-10V/DALI



Code 026.185  
Measures 124x82x23mm  
Power min0.7W max35W  
Input 110-277V~W  
Output 350mA PUSH/  
Dimmable DALI



Code 026.187  
Measures 124x82x23mm  
Power min0.7W max35W  
Input 110-277V~W  
Output 350mA  
Dimmable 0-10V