

4248A

Recessed Spotlight / CRISTALY
Surface finish : CRISTALY

MODEL:

Code 4248A
Product family CEILING RECESSED LIGHTING
Type Recessed Spotlight

MATERIAL/SURFACE FINISH:

Code 004
Material CRISTALY
Surface finish CRISTALY

CODE ELECTRICAL PART

4248A-3000 LED 2W-24Vdc-200lm-3000°K-CRI90
4248A-2700 LED 2W-24Vdc-190lm-2700°K-CRI90
4248A-4000 LED 2W-24Vdc-210lm-4000°K-CRI90

GENERAL DATA:

Protection Index IP20-IP44
Isolation Class III
Weight [Kg] 0.35
Country of production MADE IN ITALY
Mounting instruction 025.598_9010

INSTALLATION

Multisize system YES
Position Ceiling lighting

PACKAGING:

Type White american Box
Measures AxBxH 139x139x73mm
Gross Weight [Kg] 0.3789
Master carton NO
Quantity of articles
Measures AxBxH

Req. space behind the
plasterboard:
40mm
(1,57")

hole on the plasterboard
105x105mm
(4,13"x4,13")

External measures
100x100mm
(3,93"x3,93")

Measures of the light output
Ø30mm
(1,18")

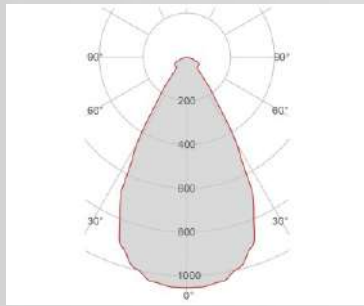
Height without electrical
part
25mm
(0,98")

Height including the
electrical part:
35mm
(1,37")

Notes

LED maintenance without masonry work

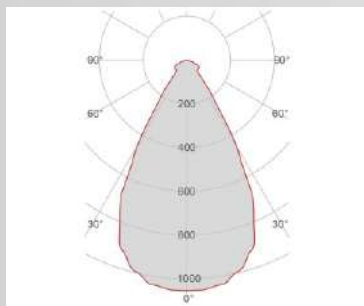
FOTOMETRIC DATA 4248A-2700:



Electrical part	2700_A
Power	2W
Light Output	190lm
Colour Temperature	2700°K
CRI	90
Lamp Light Output	35%
Light Output of the lamp	66.5lm
Beam Angle	56°
Beam Inclination	

Illuminance	1m	70lux
	2m	18lux
	3m	8lux
	4m	4lux
	5m	3lux

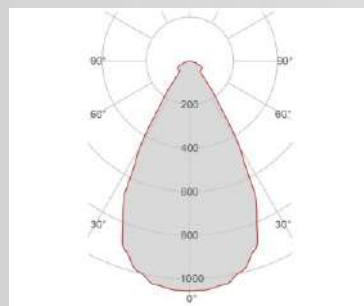
FOTOMETRIC DATA 4248A-3000:



Electrical part	3000_A
Power	2W
Light Output	200lm
Colour Temperature	3000°K
CRI	90
Lamp Light Output	35%
Light Output of the lamp	70lm
Beam Angle	56°
Beam Inclination	

Illuminance	1m	74lux
	2m	18lux
	3m	8lux
	4m	5lux
	5m	3lux

FOTOMETRIC DATA 4248A-4000:

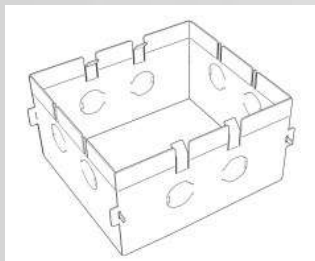


Electrical part	4000_A
Power	2W
Light Output	210lm
Colour Temperature	4000°K
CRI	90
Lamp Light Output	35%
Light Output of the lamp	73.5lm
Beam Angle	56°
Beam Inclination	

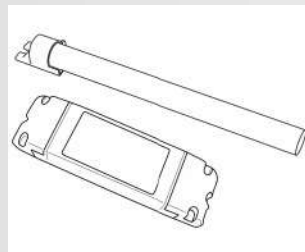
Illuminance	1m	77lux
	2m	19lux
	3m	9lux
	4m	5lux
	5m	3lux

ACCESSORIES

Housing Box for Brickwork

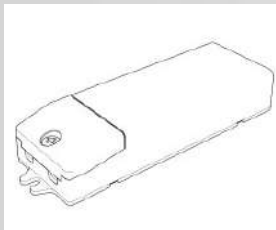


Code 023.450
Measures 105X105X65mm
Measures of the hole 135X135X75mm

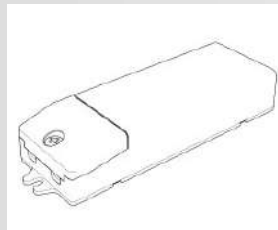


Code 099.142
Description Emergency Kit
Notes

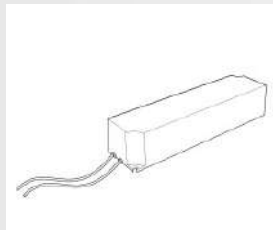
Standard Power Supply



Code 026.258
Measures 130x42x23mm
Power 12W
Input 110-277V~W
Output 24Vdc

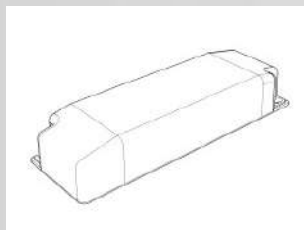


Code 026.259
Measures 167x45x30mm
Power 36W
Input 110-277V~W
Output 24Vdc

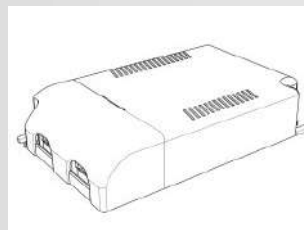


Code 026.260
Measures 157x54x36mm
Power 60W
Input 110-277V~W
Output 24Vdc

Dimmable Power Supply



Code 026.219
Measures 155x51x26mm
Power 21.6W
Input 110-277V~W
Output 24Vdc
Dimmable PUSH/0-10V/DALI



Code 026.209
Measures 125x82x29mm
Power 60W
Input 110-277 V~W
Output 24Vdc
Dimmable PUSH/1-10V