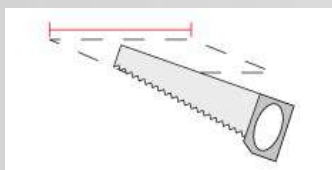
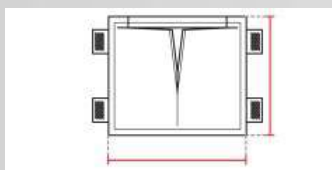


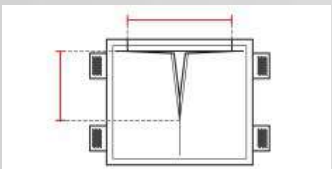
Req. space behind  
the plasterboard  
65mm(2,55")



hole on the  
plasterboard  
355x305mm  
(13,97"x12,00")



External measures  
350x300mm  
(13,77"x11,81")



Measures of the wall  
lamp  
300x240mm  
(11,81"x9,44")



Height without  
electrical part  
25mm  
(0,98")



Protrusion  
85mm  
(3,34")

## 2369A

Recessed Wall lamp / CRISTALY  
Surface finish : CRISTALY

### MODEL:

Code	2369A
Product family	WALL RECESSED LIGHTING
Type	Recessed Wall lamp

### MATERIAL/SURFACE FINISH:

Code	004
Material	CRISTALY
Surface finish	CRISTALY

### CODE ELECTRICAL PART

2369A-35	GU10 ø35 MAX 5W-110-277V
2369A-3008	LED 13W-700mA-1600lm-3000°K-CRI90
2369A-2708	LED 13W-700mA-1500lm-2700°K-CRI90
2369A-4008	LED 13W-700mA-1700lm-4000°K-CRI90

### GENERAL DATA:

Protection Index	IP20
Isolation Class	III
Weight [Kg]	3
Country of production	MADE IN ITALY
Mounting instruction	025.549_9010_REV05

### INSTALLATION

Multisize system	YES
Position	Wall Lamp

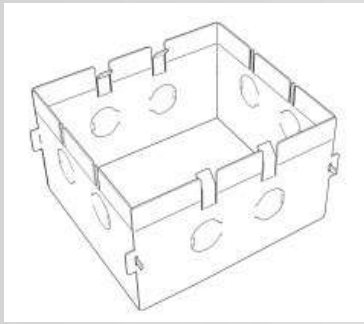
### PACKAGING:

Type	White american Box
Measures AxBxH	530x400x175mm
Gross Weight [Kg]	3.7606
Master carton	NO
Quantity of articles	
Measures AxBxH	

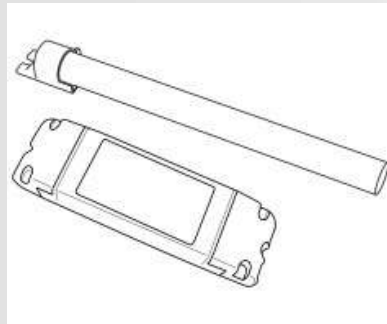
### Notes on measures

LED 13W is compatible with GU10 Ø35mm

## ACCESSORIES FOR 2369A-35:



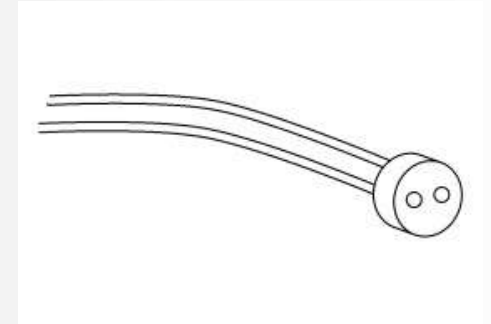
Code 023.476  
Measures 355X305X50mm  
Measures of the hole 385X335X60mm



Code 099.142  
Description Emergency Kit

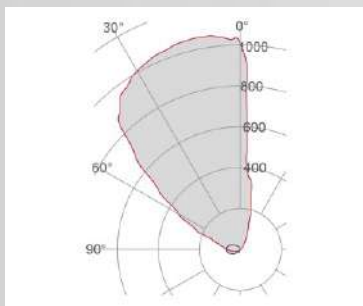


Code L007  
Description 20-240V



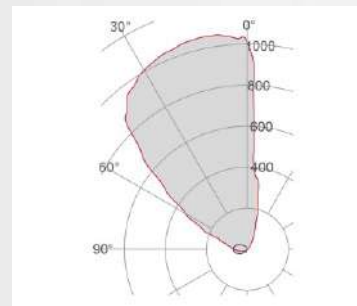
Code 021.226  
Description GU4 Lampholder

## FOTOMETRIC DATA 2369A-2708



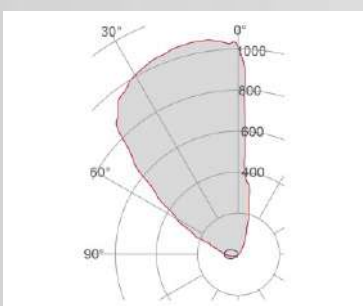
Electrical part 2708  
Power 13W  
Light Output 1500lm  
Colour Temperature 2700°K  
CRI 90  
Lamp Light Output 49%  
Light Output of the lamp 735lm  
Beam Angle 56°  
Beam Inclination 24°

## FOTOMETRIC DATA 2369A-3008



Electrical part 3008  
Power 13W  
Light Output 1600lm  
Colour Temperature 3000°K  
CRI 90  
Lamp Light Output 49%  
Light Output of the lamp 784lm  
Beam Angle 56°  
Beam Inclination 24°

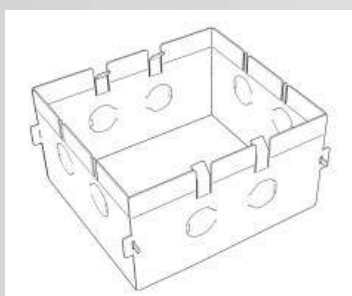
## FOTOMETRIC DATA 2369A-4008



Electrical part 4008  
Power 13W  
Light Output 1700lm  
Colour Temperature 4000°K  
CRI 90  
Lamp Light Output 49%  
Light Output of the lamp 833lm  
Beam Angle 56°  
Beam Inclination 24°

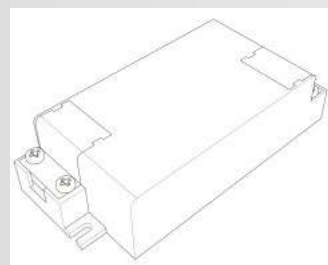
## ACCESSORIES FOR 2369A-2708/ 2369A-3008/2369A-4008:

### Housing Box for Brickwork

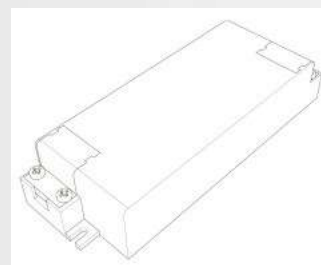


Code 023.476  
Measures 355X305X50mm  
Measures of the hole 385X335X60mm

### Standard Power Supply

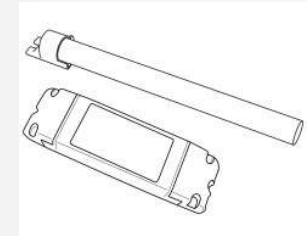


Code 026.255  
Measures 88.5x41x23mm  
Power min11.9W max18.2W  
Input 110-277V~W  
Output 700mA



Code 026.256  
Measures 118x42.5x24mm  
Power min24.9W max35.7W  
Input 110-277V~W  
Output 700mA

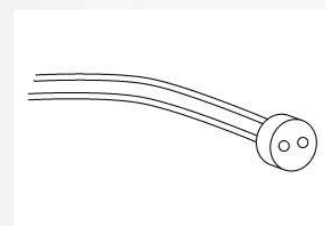
### Other Accessories



Code 099.142  
Description Emergency Kit

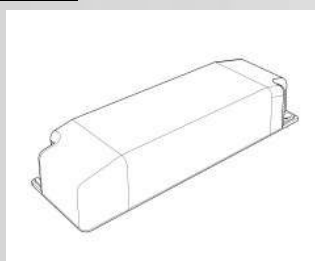


Code L007  
Description 110-277V

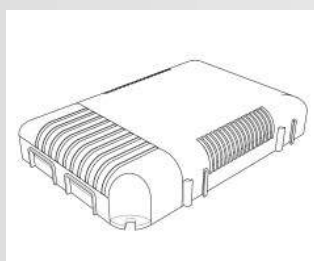


Code 021.226  
Description GU4 Lampholder

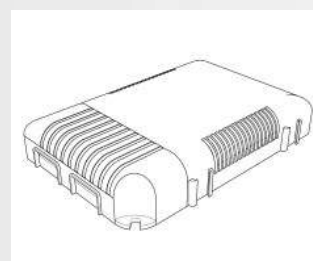
### Dimmable Power Supply



Code 026.219  
Measures 155x51x26mm  
Power 19.6W  
Input 110-277V~W  
Output 700mA  
Dimmable PUSH/0-10V/DALI



Code 026.206  
Measures 124x82x23mm  
Power 60.2W  
Input 110-277V~W  
Output 700mA PUSH/  
Dimmable DALI



Code 026.207  
Measures 124x82x23mm  
Power 60.2W  
Input 110-277V~W  
Output 700mA  
Dimmable 0-10V